

New Mexico Institute of Mining and Technology

Title IX & Gender-based Discrimination

1 - By clicking "I agree" below, you are consenting to participate in this survey. If you do not agree to participate, please indicate below and we will not re-contact you about this survey.

Response Option	Frequency	Percent	Percent Responses
I agree	472	97.52%	
I do not agree to participate	12	2.48%	
			0 25 50 75 100
Response Rate			
484/1779 (27.21%)			

2 - How old are you?

Response Option	Frequency	Percent	Percent Responses
18	29	6.13%	
19	81	17.12%	
20	67	14.16%	
21	73	15.43%	
22	36	7.61%	
23	31	6.55%	
24	25	5.29%	
25	10	2.11%	
Over 25	121	25.58%	
			0 25 50 75 100
Response Rate			
473/1779 (26.59%)			

New Mexico Institute of Mining and Technology

Title IX & Gender-based Discrimination

3 - What is your current student status?				
Response Option	Frequency	Percent	Percent Responses	
Undergraduate- Not Candidate for Degree	3	0.63%		
Undergraduate- Freshman	73	15.43%	■	
Undergraduate- Sophomore	76	16.07%	■	
Undergraduate- Junior	87	18.39%	■	
Undergraduate- Senior	127	26.85%	■	
Graduate- Not Candidate for Degree	11	2.33%		
Masters	59	12.47%	■	
Doctoral- Pre-candidate	10	2.11%		
Doctoral- Candidate	15	3.17%		
Post-Doctoral	0	0.00%		
Other (please describe your student status below)	12	2.54%		
0 25 50 75 100				
Response Rate				
473/1779 (26.59%)				
<ul style="list-style-type: none"> • Special student- Staff member who takes classes on campus. • Incoming Transfer Student • 1st Year of College Sophomore by credits • Special non degree seeking graduate student • I am rarely on campus maybe a couple of weeks during the summer . • Graduating this semester • Just completed my degree. • Special student taking physical recreation courses. • Started in 2009 then took a 7 year break before returning to school. • Non-degree seeking special grad student • Senior that will be graduating this May • I am only on campus for a few weeks during the summer, the majority of my classes are completed online. • First year transfer student at Tech • staff taking a class occasionally • Non-Degree-Seeking Graduate student; Staff Member • M.S. Geology • Online classes. Not on campus • Special student, taking the occasional Community Education course. • I am a distance education student in the MST program but I did attend NMT for my undergrad from 2008 to 2012 • Undergraduate transfer • Staff • Special student taking fine arts classes. 				

New Mexico Institute of Mining and Technology

Title IX & Gender-based Discrimination

4 - How would you best describe your current gender identity?					
Response Option	Frequency	Percent	Percent Responses		
Female	183	38.69%			
Male	269	56.87%			
Non-binary	8	1.69%			
Something else (please specify below)	7	1.48%			
Prefer not to disclose	6	1.27%			
			0	25	50
			75	100	
Response Rate					
473/1779 (26.59%)					
<ul style="list-style-type: none"> • People know me as female, but I don't care what pronouns people use to refer to me as long as they're respectful. • My gender identity has no bearing on the following questions. • Assigned Female At Birth Non-binary. I think gender is arbitrary and dumb. • Female and nonbinary • I identify as a ghost pirate female, that is trapped in the body of Wiz Khalifa. • So old it is irrelevant. • Helicopter • There are only two genders • Gender does not define me as a person • Not a mental disorder • Transgender. Currently in the awkward middle phase of transition • Apache AH-64 Attack Helicopter • I find it odd that a survey for a school focused on science and understanding the truths of reality would pose this question in such a way as to imply that a human being could potentially have a gender that is neither male nor female, in spite the fact that we are biologically a bi-gendered species for the sake of reproduction. 					

5 - Are you a transgender person and/or does your gender identity differ from what you were assigned at birth?					
Response Option	Frequency	Percent	Percent Responses		Means
No	445	94.68%			
Yes	25	5.32%			
			0	25	50
			75	100	
Response Rate					
470/1779 (26.42%)					

6 - Since the beginning of the current academic year in August, 2017, has anyone done the following to you either in person or by phone, text message, e-mail, or social media? Please include things regardless of where they happened.					
Made sexual advances, gestures, comments, or jokes that were unwelcome to you					
Response Option	Weight	Frequency	Percent	Percent Responses	
Yes	(1)	83	17.55%		
No	(2)	390	82.45%		
			0	25	50
			75	100	Question
Response Rate	Mean	STD			
473/1779 (26.59%)	1.82	0.38			

6 - Since the beginning of the current academic year in August, 2017, has anyone done the following to you either in person or by phone, text message, e-mail, or social media? Please include things regardless of where they happened.					
Flashed or exposed themselves to you without your consent					
Response Option	Weight	Frequency	Percent	Percent Responses	
Yes	(1)	8	1.70%		
No	(2)	463	98.30%		
			0	25	50
			75	100	Question
Response Rate					
471/1779 (26.48%)					

New Mexico Institute of Mining and Technology
Title IX & Gender-based Discrimination

6 - Since the beginning of the current academic year in August, 2017, has anyone done the following to you either in person or by phone, text message, e-mail, or social media? Please include things regardless of where they happened.

Showed or sent you sexual pictures, photos, or videos that you didn't want to see

Response Option	Weight	Frequency	Percent	Percent Responses	
Yes	(1)	21	4.46%		
No	(2)	450	95.54%		
				0 25 50 75 100	Question
Response Rate	Mean	STD			
471/1779 (26.48%)	1.96	0.21			

6 - Since the beginning of the current academic year in August, 2017, has anyone done the following to you either in person or by phone, text message, e-mail, or social media? Please include things regardless of where they happened.

Showed or sent sexual photos/videos of you or spread sexual rumors about you that you didn't want shared

Response Option	Weight	Frequency	Percent	Percent Responses	
Yes	(1)	27	5.73%		
No	(2)	444	94.27%		
				0 25 50 75 100	Question
Response Rate	Mean	STD			
471/1779 (26.48%)					

6 - Since the beginning of the current academic year in August, 2017, has anyone done the following to you either in person or by phone, text message, e-mail, or social media? Please include things regardless of where they happened.

Watched or took photos/videos of you when you were nude or having sex, without your consent

Response Option	Weight	Frequency	Percent	Percent Responses	
Yes	(1)	4	0.86%		
No	(2)	463	99.14%		
				0 25 50 75 100	Question
Response Rate	Mean	STD			
467/1779 (26.25%)					

7 - Since first enrolling at Tech, has anyone done the following to you either in person or by phone, text message, e-mail, or social media? Please include things regardless of where they happened.

Made sexual advances, gestures, comments, or jokes that were unwelcome to you

Response Option	Weight	Frequency	Percent	Percent Responses	
Yes	(1)	105	22.20%		
No	(2)	299	63.21%		
N/A- I am new to Tech and I answered the question above	(0)	69	14.59%		
				0 25 50 75 100	Question
Response Rate	Mean	STD			
473/1779 (26.59%)					

New Mexico Institute of Mining and Technology

Title IX & Gender-based Discrimination

7 - Since first enrolling at Tech, has anyone done the following to you either in person or by phone, text message, e-mail, or social media? Please include things regardless of where they happened.

Flashed or exposed themselves to you without your consent

Response Option	Weight	Frequency	Percent	Percent Responses	
Yes	(1)	20	4.26%		
No	(2)	379	80.64%		
N/A- I am new to Tech and I answered the question above	(0)	71	15.11%		
				0 25 50 75 100	Question
Response Rate					
470/1779 (26.42%)					

7 - Since first enrolling at Tech, has anyone done the following to you either in person or by phone, text message, e-mail, or social media? Please include things regardless of where they happened.

Showed or sent you sexual pictures, photos, or videos that you didn't want to see

Response Option	Weight	Frequency	Percent	Percent Responses	
Yes	(1)	37	7.89%		
No	(2)	361	76.97%		
N/A- I am new to Tech and I answered the question above	(0)	71	15.14%		
				0 25 50 75 100	Question
Response Rate					
469/1779 (26.36%)					

7 - Since first enrolling at Tech, has anyone done the following to you either in person or by phone, text message, e-mail, or social media? Please include things regardless of where they happened.

Showed or sent sexual photos/videos of you or spread sexual rumors about you that you didn't want shared

Response Option	Weight	Frequency	Percent	Percent Responses	
Yes	(1)	39	8.32%		
No	(2)	359	76.55%		
N/A- I am new to Tech and I answered the question above	(0)	71	15.14%		
				0 25 50 75 100	Question
Response Rate					
469/1779 (26.36%)					

7 - Since first enrolling at Tech, has anyone done the following to you either in person or by phone, text message, e-mail, or social media? Please include things regardless of where they happened.

Watched or took photos/videos of you when you were nude or having sex, without your consent

Response Option	Weight	Frequency	Percent	Percent Responses	
Yes	(1)	3	0.64%		
No	(2)	394	84.19%		
N/A- I am new to Tech and I answered the question above	(0)	71	15.17%		
				0 25 50 75 100	Question
Response Rate					
468/1779 (26.31%)					

New Mexico Institute of Mining and Technology

Title IX & Gender-based Discrimination

8 - Since the beginning of the current academic year in August, 2017, has anyone had sexual contact with you by threatening to tell lies, end your relationship, or spread rumors about you; making promises you knew or discovered were untrue; or continually verbally pressuring you after you said you didn't want to? Sexual contact includes: touching of a sexual nature (kissing, touching of private parts, grabbing, fondling, rubbing up against you in a sexual way, even if it is over your clothes) oral sex (someone's mouth or tongue making contact with your genitals or your mouth or tongue making contact with someone else's genitals) anal sex (someone putting their penis in your anus) sexual intercourse (someone's penis being put in your vagina) sexual penetration with a finger or object (someone putting their finger or an object like a bottle or a candle in your vagina or anus).

Response Option	Weight	Frequency	Percent	Percent Responses	
Yes	(1)	12	2.54%		
No	(2)	461	97.46%		
				0 25 50 75 100	Question
Response Rate					
473/1779 (26.59%)					

9 - Since first enrolling at Tech, has anyone had sexual contact with you by threatening to tell lies, end your relationship, or spread rumors about you; making promises you knew or discovered were untrue; or continually verbally pressuring you after you said you didn't want to? Sexual contact includes: touching of a sexual nature (kissing, touching of private parts, grabbing, fondling, rubbing up against you in a sexual way, even if it is over your clothes) oral sex (someone's mouth or tongue making contact with your genitals or your mouth or tongue making contact with someone else's genitals) anal sex (someone putting their penis in your anus) sexual intercourse (someone's penis being put in your vagina) sexual penetration with a finger or object (someone putting their finger or an object like a bottle or a candle in your vagina or anus).

Response Option	Weight	Frequency	Percent	Percent Responses	
Yes	(1)	21	4.45%		
No	(2)	388	82.20%		
N/A- I am new to Tech and I answered the question above	(0)	63	13.35%		
				0 25 50 75 100	Question
Response Rate					
472/1779 (26.53%)					

10 - How many separate incidents of unwanted sexual contact have you experienced since the beginning of the current academic year?

Response Option	Weight	Frequency	Percent	Percent Responses	
0 incidents	(1)	425	89.85%		
1 incident	(2)	30	6.34%		
2 incidents	(3)	8	1.69%		
3 incidents	(4)	5	1.06%		
4 incidents	(5)	0	0.00%		
5 or more incidents	(6)	5	1.06%		
				0 25 50 75 100	Question
Response Rate					
473/1779 (26.59%)					

11 - I believe my friends would approve of behaviors listed below

Having many sexual partners

Response Option	Weight	Frequency	Percent	Percent Responses	
Strongly Disagree	(1)	104	22.13%		
Disagree	(2)	96	20.43%		
Slightly Disagree	(3)	85	18.09%		
Slightly Agree	(4)	81	17.23%		
Agree	(5)	76	16.17%		
Strongly Agree	(6)	28	5.96%		
				0 25 50 75 100	Question
Response Rate	Mean	STD			
470/1779 (26.42%)	3.03	1.56			

New Mexico Institute of Mining and Technology

Title IX & Gender-based Discrimination

11 - I believe my friends would approve of behaviors listed below

Telling stories about sexual experiences

Response Option	Weight	Frequency	Percent	Percent Responses	
Strongly Disagree	(1)	76	16.17%		
Disagree	(2)	91	19.36%		
Slightly Disagree	(3)	74	15.74%		
Slightly Agree	(4)	118	25.11%		
Agree	(5)	86	18.30%		
Strongly Agree	(6)	25	5.32%		
				0 25 50 75 100	Question
Response Rate	Mean	STD			
470/1779 (26.42%)	3.26	1.50			

11 - I believe my friends would approve of behaviors listed below

Getting someone drunk or high to have sex with them

Response Option	Weight	Frequency	Percent	Percent Responses	
Strongly Disagree	(1)	369	78.18%		
Disagree	(2)	64	13.56%		
Slightly Disagree	(3)	19	4.03%		
Slightly Agree	(4)	9	1.91%		
Agree	(5)	7	1.48%		
Strongly Agree	(6)	4	0.85%		
				0 25 50 75 100	Question
Response Rate	Mean	STD			
472/1779 (26.53%)	1.38	0.88			

11 - I believe my friends would approve of behaviors listed below

Lying to someone in order to have sex with them

Response Option	Weight	Frequency	Percent	Percent Responses	
Strongly Disagree	(1)	363	76.91%		
Disagree	(2)	75	15.89%		
Slightly Disagree	(3)	22	4.66%		
Slightly Agree	(4)	3	0.64%		
Agree	(5)	5	1.06%		
Strongly Agree	(6)	4	0.85%		
				0 25 50 75 100	Question
Response Rate	Mean	STD			
472/1779 (26.53%)	1.36	0.81			

11 - I believe my friends would approve of behaviors listed below

Forcing someone to have sex

Response Option	Weight	Frequency	Percent	Percent Responses	
Strongly Disagree	(1)	441	93.63%		
Disagree	(2)	26	5.52%		
Slightly Disagree	(3)	1	0.21%		
Slightly Agree	(4)	1	0.21%		
Agree	(5)	1	0.21%		
Strongly Agree	(6)	1	0.21%		
				0 25 50 75 100	Question
Response Rate	Mean	STD			
471/1779 (26.48%)	1.08	0.40			

New Mexico Institute of Mining and Technology

Title IX & Gender-based Discrimination

11 - I believe my friends would approve of behaviors listed below					
Using physical force, such as hitting or beating, to resolve conflicts with dates					
Response Option	Weight	Frequency	Percent	Percent Responses	
Strongly Disagree	(1)	439	93.40%		
Disagree	(2)	26	5.53%		
Slightly Disagree	(3)	2	0.43%		
Slightly Agree	(4)	1	0.21%		
Agree	(5)	1	0.21%		
Strongly Agree	(6)	1	0.21%		
				0 25 50 75 100	Question
Response Rate	Mean	STD			
470/1779 (26.42%)	1.09	0.41			

11 - I believe my friends would approve of behaviors listed below					
Insulting or swearing at dates					
Response Option	Weight	Frequency	Percent	Percent Responses	
Strongly Disagree	(1)	302	64.53%		
Disagree	(2)	101	21.58%		
Slightly Disagree	(3)	40	8.55%		
Slightly Agree	(4)	17	3.63%		
Agree	(5)	6	1.28%		
Strongly Agree	(6)	2	0.43%		
				0 25 50 75 100	Question
Response Rate	Mean	STD			
468/1779 (26.31%)	1.57	0.94			

11 - I believe my friends would approve of behaviors listed below					
It is alright for someone to hit a date in certain situations					
Response Option	Weight	Frequency	Percent	Percent Responses	
Strongly Disagree	(1)	377	80.04%		
Disagree	(2)	56	11.89%		
Slightly Disagree	(3)	5	1.06%		
Slightly Agree	(4)	17	3.61%		
Agree	(5)	12	2.55%		
Strongly Agree	(6)	4	0.85%		
				0 25 50 75 100	Question
Response Rate	Mean	STD			
471/1779 (26.48%)	1.39	0.98			

11 - I believe my friends would approve of behaviors listed below					
Someone you are dating should have sex with you when you want					
Response Option	Weight	Frequency	Percent	Percent Responses	
Strongly Disagree	(1)	324	69.08%		
Disagree	(2)	100	21.32%		
Slightly Disagree	(3)	23	4.90%		
Slightly Agree	(4)	9	1.92%		
Agree	(5)	5	1.07%		
Strongly Agree	(6)	8	1.71%		
				0 25 50 75 100	Question
Response Rate	Mean	STD			
469/1779 (26.36%)	1.50	0.97			

New Mexico Institute of Mining and Technology

Title IX & Gender-based Discrimination

11 - I believe my friends would approve of behaviors listed below					
When you spend money on a date, the person should have sex with you in return					
Response Option	Weight	Frequency	Percent	Percent Responses	
Strongly Disagree	(1)	386	81.78%		
Disagree	(2)	70	14.83%		
Slightly Disagree	(3)	12	2.54%		
Slightly Agree	(4)	1	0.21%		
Agree	(5)	1	0.21%		
Strongly Agree	(6)	2	0.42%		
				0 25 50 75 100	Question
Response Rate	Mean	STD			
472/1779 (26.53%)	1.24	0.60			

11 - I believe my friends would approve of behaviors listed below					
You should respond to a date's challenges to your own authority by insulting them or putting them down					
Response Option	Weight	Frequency	Percent	Percent Responses	
Strongly Disagree	(1)	381	81.06%		
Disagree	(2)	72	15.32%		
Slightly Disagree	(3)	11	2.34%		
Slightly Agree	(4)	3	0.64%		
Agree	(5)	1	0.21%		
Strongly Agree	(6)	2	0.43%		
				0 25 50 75 100	Question
Response Rate	Mean	STD			
470/1779 (26.42%)	1.25	0.62			

11 - I believe my friends would approve of behaviors listed below					
It is alright to physically force a person to have sex under certain conditions					
Response Option	Weight	Frequency	Percent	Percent Responses	
Strongly Disagree	(1)	439	93.21%		
Disagree	(2)	29	6.16%		
Slightly Disagree	(3)	0	0.00%		
Slightly Agree	(4)	1	0.21%		
Agree	(5)	1	0.21%		
Strongly Agree	(6)	1	0.21%		
				0 25 50 75 100	Question
Response Rate	Mean	STD			
471/1779 (26.48%)	1.09	0.40			

12 - Do you believe Tech Administration would respond to reported instances of sexual misconduct?					
The institution would take the report seriously					
Response Option	Weight	Frequency	Percent	Percent Responses	Means
Definitely	(1)	136	28.94%		
Very Probably	(2)	121	25.74%		
Probably	(3)	126	26.81%		
Possibly	(4)	48	10.21%		
Probably Not	(5)	26	5.53%		
Definitely Not	(6)	13	2.77%		
				0 25 50 75 100	Question
Response Rate	Mean	STD			
470/1779 (26.42%)	2.46	1.30			

New Mexico Institute of Mining and Technology

Title IX & Gender-based Discrimination

12 - Do you believe Tech Administration would respond to reported instances of sexual misconduct?					
The institution would maintain the privacy of the person making the report					
Response Option	Weight	Frequency	Percent	Percent Responses	
Definitely	(1)	151	32.20%		
Very Probably	(2)	114	24.31%		
Probably	(3)	116	24.31%		
Possibly	(4)	45	9.59%		
Probably Not	(5)	30	6.40%		
Definitely Not	(6)	13	2.77%		
				0 25 50 75 100	Question
Response Rate	Mean	STD			
469/1779 (26.36%)	2.42	1.34			

12 - Do you believe Tech Administration would respond to reported instances of sexual misconduct?					
The institution would do its best to honor the request of the person about to go forward with the case					
Response Option	Weight	Frequency	Percent	Percent Responses	
Definitely	(1)	133	28.54%		
Very Probably	(2)	120	25.75%		
Probably	(3)	123	26.39%		
Possibly	(4)	58	12.45%		
Probably Not	(5)	22	4.72%		
Definitely Not	(6)	10	2.15%		
				0 25 50 75 100	Question
Response Rate	Mean	STD			
466/1779 (26.19%)	2.45	1.27			

12 - Do you believe Tech Administration would respond to reported instances of sexual misconduct?					
The institution would take steps to protect the safety of the person making the report					
Response Option	Weight	Frequency	Percent	Percent Responses	
Definitely	(1)	139	29.64%		
Very Probably	(2)	111	23.67%		
Probably	(3)	123	26.23%		
Possibly	(4)	61	13.01%		
Probably Not	(5)	22	4.69%		
Definitely Not	(6)	13	2.77%		
				0 25 50 75 100	Question
Response Rate	Mean	STD			
469/1779 (26.36%)	2.48	1.31			

12 - Do you believe Tech Administration would respond to reported instances of sexual misconduct?					
The institution would support the person making the report					
Response Option	Weight	Frequency	Percent	Percent Responses	
Definitely	(1)	120	25.53%		
Very Probably	(2)	114	24.26%		
Probably	(3)	122	25.96%		
Possibly	(4)	76	16.17%		
Probably Not	(5)	23	4.89%		
Definitely Not	(6)	15	3.19%		
				0 25 50 75 100	Question
Response Rate	Mean	STD			
470/1779 (26.42%)	2.60	1.32			

New Mexico Institute of Mining and Technology

Title IX & Gender-based Discrimination

12 - Do you believe Tech Administration would respond to reported instances of sexual misconduct?					
The institution would provide accommodations to support the person (e.g. academic, housing, safety)					
Response Option	Weight	Frequency	Percent	Percent Responses	
Definitely	(1)	92	19.62%		
Very Probably	(2)	87	18.55%		
Probably	(3)	123	26.23%		
Possibly	(4)	97	20.68%		
Probably Not	(5)	43	9.17%		
Definitely Not	(6)	27	5.76%		
				0 25 50 75 100	Question
Response Rate	Mean	STD			
469/1779 (26.36%)	2.99	1.44			

12 - Do you believe Tech Administration would respond to reported instances of sexual misconduct?					
The institution would take action to address factors that may have led to the sexual misconduct					
Response Option	Weight	Frequency	Percent	Percent Responses	
Definitely	(1)	111	23.62%		
Very Probably	(2)	90	19.15%		
Probably	(3)	122	25.96%		
Possibly	(4)	79	16.81%		
Probably Not	(5)	38	8.09%		
Definitely Not	(6)	30	6.38%		
				0 25 50 75 100	Question
Response Rate	Mean	STD			
470/1779 (26.42%)	2.86	1.48			

12 - Do you believe Tech Administration would respond to reported instances of sexual misconduct?					
The institution would handle the report fairly					
Response Option	Weight	Frequency	Percent	Percent Responses	
Definitely	(1)	102	21.70%		
Very Probably	(2)	107	22.77%		
Probably	(3)	140	29.79%		
Possibly	(4)	74	15.74%		
Probably Not	(5)	34	7.23%		
Definitely Not	(6)	13	2.77%		
				0 25 50 75 100	Question
Response Rate	Mean	STD			
470/1779 (26.42%)	2.72	1.31			

12 - Do you believe Tech Administration would respond to reported instances of sexual misconduct?					
The institution would label the person making the report a troublemaker					
Response Option	Weight	Frequency	Percent	Percent Responses	
Definitely	(1)	26	5.58%		
Very Probably	(2)	33	7.08%		
Probably	(3)	44	9.44%		
Possibly	(4)	73	15.67%		
Probably Not	(5)	187	40.13%		
Definitely Not	(6)	103	22.10%		
				0 25 50 75 100	Question
Response Rate	Mean	STD			
466/1779 (26.19%)	4.44	1.41			

New Mexico Institute of Mining and Technology

Title IX & Gender-based Discrimination

12 - Do you believe Tech Administration would respond to reported instances of sexual misconduct?					
The institution would have a hard time supporting the person who made the report					
Response Option	Weight	Frequency	Percent	Percent Responses	
Definitely	(1)	24	5.11%		
Very Probably	(2)	33	7.02%		
Probably	(3)	49	10.43%		
Possibly	(4)	102	21.70%		
Probably Not	(5)	187	39.79%		
Definitely Not	(6)	75	15.96%		
				0 25 50 75 100	Question
Response Rate	Mean	STD			
470/1779 (26.42%)	4.32	1.34			

12 - Do you believe Tech Administration would respond to reported instances of sexual misconduct?					
The institution would punish the person who made the report					
Response Option	Weight	Frequency	Percent	Percent Responses	
Definitely	(1)	24	5.13%		
Very Probably	(2)	20	4.27%		
Probably	(3)	32	6.84%		
Possibly	(4)	44	9.40%		
Probably Not	(5)	162	34.62%		
Definitely Not	(6)	186	39.74%		
				0 25 50 75 100	Question
Response Rate	Mean	STD			
468/1779 (26.31%)	4.83	1.40			

13 - How safe do you feel on campus from various forms of sexual misconduct, specifically harassment, dating violence, sexual violence, and stalking?					
On or around this campus, I feel safe from sexual harassment					
Response Option	Weight	Frequency	Percent	Percent Responses	
Strongly Disagree	(1)	19	4.05%		
Disagree	(2)	18	3.84%		
Slightly Disagree	(3)	24	5.12%		
Slightly Agree	(4)	47	10.02%		
Agree	(5)	167	35.61%		
Strongly Agree	(6)	194	41.36%		
				0 25 50 75 100	Question
Response Rate	Mean	STD			
469/1779 (26.36%)	4.93	1.31			

13 - How safe do you feel on campus from various forms of sexual misconduct, specifically harassment, dating violence, sexual violence, and stalking?					
On or around this campus, I feel safe from dating violence					
Response Option	Weight	Frequency	Percent	Percent Responses	
Strongly Disagree	(1)	9	1.92%		
Disagree	(2)	13	2.77%		
Slightly Disagree	(3)	10	2.13%		
Slightly Agree	(4)	46	9.81%		
Agree	(5)	181	38.59%		
Strongly Agree	(6)	210	44.78%		
				0 25 50 75 100	Question
Response Rate	Mean	STD			
469/1779 (26.36%)	5.15	1.08			

New Mexico Institute of Mining and Technology

Title IX & Gender-based Discrimination

13 - How safe do you feel on campus from various forms of sexual misconduct, specifically harassment, dating violence, sexual violence, and stalking?

On or around this campus, I feel safe from sexual violence

Response Option	Weight	Frequency	Percent	Percent Responses	
Strongly Disagree	(1)	14	3.00%		
Disagree	(2)	16	3.43%		
Slightly Disagree	(3)	13	2.78%		
Slightly Agree	(4)	41	8.78%		
Agree	(5)	170	36.40%		
Strongly Agree	(6)	213	45.61%		
				0 25 50 75 100	Question
Response Rate	Mean	STD			
467/1779 (26.25%)	5.09	1.20			

13 - How safe do you feel on campus from various forms of sexual misconduct, specifically harassment, dating violence, sexual violence, and stalking?

On or around this campus, I feel safe from stalking

Response Option	Weight	Frequency	Percent	Percent Responses	
Strongly Disagree	(1)	34	7.26%		
Disagree	(2)	37	7.91%		
Slightly Disagree	(3)	40	8.55%		
Slightly Agree	(4)	76	16.24%		
Agree	(5)	138	29.49%		
Strongly Agree	(6)	143	30.56%		
				0 25 50 75 100	Question
Response Rate	Mean	STD			
468/1779 (26.31%)	4.44	1.54			

14 - Your perception or attitudes regarding sexual misconduct on campus.

I don't think sexual misconduct is a problem at Tech

Response Option	Weight	Frequency	Percent	Percent Responses	Means
Strongly Disagree	(1)	54	11.69%		
Disagree	(2)	55	11.90%		
Slightly Disagree	(3)	62	13.42%		
Slightly Agree	(4)	98	21.21%		
Agree	(5)	134	29.00%		
Strongly Agree	(6)	59	12.77%		
				0 25 50 75 100	Question
Response Rate	Mean	STD			
462/1779 (25.97%)	3.82	1.56			

14 - Your perception or attitudes regarding sexual misconduct on campus.

I don't think there is much I can do about sexual misconduct on this campus

Response Option	Weight	Frequency	Percent	Percent Responses	
Strongly Disagree	(1)	42	9.07%		
Disagree	(2)	108	23.33%		
Slightly Disagree	(3)	106	22.89%		
Slightly Agree	(4)	102	22.03%		
Agree	(5)	79	17.06%		
Strongly Agree	(6)	26	5.62%		
				0 25 50 75 100	Question
Response Rate	Mean	STD			
463/1779 (26.03%)	3.32	1.38			

New Mexico Institute of Mining and Technology

Title IX & Gender-based Discrimination

14 - Your perception or attitudes regarding sexual misconduct on campus.

There isn't much need for me to think about sexual misconduct while at Tech

Response Option	Weight	Frequency	Percent	Percent Responses	
Strongly Disagree	(1)	46	9.91%		
Disagree	(2)	78	16.81%		
Slightly Disagree	(3)	96	20.69%		
Slightly Agree	(4)	90	19.40%		
Agree	(5)	101	21.77%		
Strongly Agree	(6)	53	11.42%		
				0 25 50 75 100	Question
Response Rate	Mean	STD			
464/1779 (26.08%)	3.61	1.52			

14 - Your perception or attitudes regarding sexual misconduct on campus.

Tech appears safer than the college campuses my friends attend

Response Option	Weight	Frequency	Percent	Percent Responses	
Strongly Disagree	(1)	16	3.48%		
Disagree	(2)	13	2.83%		
Slightly Disagree	(3)	35	7.61%		
Slightly Agree	(4)	111	24.13%		
Agree	(5)	153	33.26%		
Strongly Agree	(6)	132	28.70%		
				0 25 50 75 100	Question
Response Rate	Mean	STD			
460/1779 (25.86%)	4.67	1.24			

15 - Are you aware or know where to obtain various resources and information available in connection with issues of sexual misconduct?

Definitions of types of sexual misconduct

Response Option	Weight	Frequency	Percent	Percent Responses	
Yes	(1)	257	54.80%		
No	(2)	80	17.06%		
I know the majority	(0)	132	28.14%		
				0 25 50 75 100	Question
Response Rate	Mean	STD			
469/1779 (26.36%)	1.24	0.43			

15 - Are you aware or know where to obtain various resources and information available in connection with issues of sexual misconduct?

How to report an incident of sexual misconduct

Response Option	Weight	Frequency	Percent	Percent Responses	
Yes	(1)	212	45.30%		
No	(2)	178	38.03%		
I know the majority	(0)	78	16.67%		
				0 25 50 75 100	Question
Response Rate	Mean	STD			
468/1779 (26.31%)	1.46	0.50			

New Mexico Institute of Mining and Technology
Title IX & Gender-based Discrimination

15 - Are you aware or know where to obtain various resources and information available in connection with issues of sexual misconduct?									
Where to go to get help if someone you know experiences sexual misconduct									
Response Option	Weight	Frequency	Percent	Percent Responses					
Yes	(1)	225	48.08%			Question			
No	(2)	166	35.47%						
I know the majority	(0)	77	16.45%						
				0	25	50	75	100	
Response Rate	Mean	STD							
468/1779 (26.31%)	1.42	0.49							

15 - Are you aware or know where to obtain various resources and information available in connection with issues of sexual misconduct?									
Title IX protections against sexual misconduct									
Response Option	Weight	Frequency	Percent	Percent Responses					
Yes	(1)	236	50.54%			Question			
No	(2)	139	29.76%						
I know the majority	(0)	92	19.70%						
				0	25	50	75	100	
Response Rate	Mean	STD							
467/1779 (26.25%)	1.37	0.48							

15 - Are you aware or know where to obtain various resources and information available in connection with issues of sexual misconduct?									
How to help prevent sexual misconduct									
Response Option	Weight	Frequency	Percent	Percent Responses					
Yes	(1)	248	52.99%			Question			
No	(2)	104	22.22%						
I know the majority	(0)	116	24.79%						
				0	25	50	75	100	
Response Rate	Mean	STD							
468/1779 (26.31%)	1.30	0.46							

15 - Are you aware or know where to obtain various resources and information available in connection with issues of sexual misconduct?									
Student Conduct Code									
Response Option	Weight	Frequency	Percent	Percent Responses					
Yes	(1)	285	60.77%			Question			
No	(2)	88	18.76%						
I know the majority	(0)	96	20.47%						
				0	25	50	75	100	
Response Rate	Mean	STD							
469/1779 (26.36%)	1.24	0.43							

15 - Are you aware or know where to obtain various resources and information available in connection with issues of sexual misconduct?									
Sexual Misconduct Policy									
Response Option	Weight	Frequency	Percent	Percent Responses					
Yes	(1)	259	55.22%			Question			
No	(2)	110	23.45%						
I know the majority	(0)	100	21.32%						
				0	25	50	75	100	
Response Rate	Mean	STD							
469/1779 (26.36%)	1.30	0.46							

New Mexico Institute of Mining and Technology

Title IX & Gender-based Discrimination

16 - Do you understand consent?					
Consent must be given at each step in a sexual encounter					
Response Option	Weight	Frequency	Percent	Percent Responses	
Strongly Disagree	(1)	8	1.71%		
Disagree	(2)	5	1.07%		
Slightly Disagree	(3)	10	2.13%		
Slightly Agree	(4)	24	5.12%		
Agree	(5)	118	25.16%		
Strongly Agree	(6)	304	64.82%		
				0 25 50 75 100	Question
Response Rate	Mean	STD			
469/1779 (26.36%)	5.45	0.97			

16 - Do you understand consent?					
If a person initiates sex, but during foreplay says they no longer want to, the person has not given consent to continue					
Response Option	Weight	Frequency	Percent	Percent Responses	
Strongly Disagree	(1)	11	2.36%		
Disagree	(2)	4	0.86%		
Slightly Disagree	(3)	3	0.64%		
Slightly Agree	(4)	4	0.86%		
Agree	(5)	88	18.88%		
Strongly Agree	(6)	356	76.39%		
				0 25 50 75 100	Question
Response Rate	Mean	STD			
466/1779 (26.19%)	5.62	0.93			

16 - Do you understand consent?					
If someone invites you to their place, they are giving consent for sex					
Response Option	Weight	Frequency	Percent	Percent Responses	
Strongly Disagree	(1)	348	74.20%		
Disagree	(2)	103	21.96%		
Slightly Disagree	(3)	8	1.71%		
Slightly Agree	(4)	4	0.85%		
Agree	(5)	1	0.21%		
Strongly Agree	(6)	5	1.07%		
				0 25 50 75 100	Question
Response Rate	Mean	STD			
469/1779 (26.36%)	1.34	0.74			

16 - Do you understand consent?					
If a person doesn't physically resist sex, they have given consent					
Response Option	Weight	Frequency	Percent	Percent Responses	Means
Strongly Disagree	(1)	326	69.51%		
Disagree	(2)	103	21.96%		
Slightly Disagree	(3)	24	5.12%		
Slightly Agree	(4)	11	2.35%		
Agree	(5)	2	0.43%		
Strongly Agree	(6)	3	0.64%		
				0 25 50 75 100	Question
Response Rate	Mean	STD			
469/1779 (26.36%)	1.44	0.82			

New Mexico Institute of Mining and Technology

Title IX & Gender-based Discrimination

16 - Do you understand consent?					
Consent for sex one time is consent for future sex					
Response Option	Weight	Frequency	Percent	Percent Responses	
Strongly Disagree	(1)	351	74.84%		
Disagree	(2)	100	21.32%		
Slightly Disagree	(3)	11	2.35%		
Slightly Agree	(4)	1	0.21%		
Agree	(5)	3	0.64%		
Strongly Agree	(6)	3	0.64%		
				0 25 50 75 100	Question
Response Rate	Mean	STD			
469/1779 (26.36%)	1.32	0.70			

16 - Do you understand consent?					
If you and your sexual partner are both drunk, you don't have to worry about consent					
Response Option	Weight	Frequency	Percent	Percent Responses	
Strongly Disagree	(1)	298	63.54%		
Disagree	(2)	121	25.80%		
Slightly Disagree	(3)	29	6.18%		
Slightly Agree	(4)	16	3.41%		
Agree	(5)	3	0.64%		
Strongly Agree	(6)	2	0.43%		
				0 25 50 75 100	Question
Response Rate	Mean	STD			
469/1779 (26.36%)	1.53	0.86			

16 - Do you understand consent?					
Mixed signals can sometimes mean consent					
Response Option	Weight	Frequency	Percent	Percent Responses	
Strongly Disagree	(1)	288	61.54%		
Disagree	(2)	119	25.43%		
Slightly Disagree	(3)	34	7.26%		
Slightly Agree	(4)	21	4.49%		
Agree	(5)	3	0.64%		
Strongly Agree	(6)	3	0.64%		
				0 25 50 75 100	Question
Response Rate	Mean	STD			
468/1779 (26.31%)	1.59	0.93			

17 - Have you or would you intervene?					
Walked a friend who has had too much to drink home from a party, bar, or other social event					
Response Option	Weight	Frequency	Percent	Percent Responses	
Never	(1)	16	3.42%		
Sometimes	(2)	47	10.04%		
Most of the time	(3)	77	16.45%		
Always	(4)	249	53.21%		
Not Applicable	(0)	79	16.88%		
				0 25 50 75 100	Question
Response Rate	Mean	STD			
468/1779 (26.31%)	3.44	0.86			

New Mexico Institute of Mining and Technology

Title IX & Gender-based Discrimination

17 - Have you or would you intervene?					
Talked to the friends of a drunken person to make sure they don't leave him/her behind at a party, bar, or other social event					
Response Option	Weight	Frequency	Percent	Percent Responses	
Never	(1)	24	5.14%		
Sometimes	(2)	52	11.13%		
Most of the time	(3)	109	23.34%		
Always	(4)	196	41.97%		
Not Applicable	(0)	86	18.42%		
				0 25 50 75 100	Question
Response Rate	Mean	STD			
467/1779 (26.25%)	3.25	0.92			

17 - Have you or would you intervene?					
Spoke up against sexist jokes					
Response Option	Weight	Frequency	Percent	Percent Responses	
Never	(1)	73	15.67%		
Sometimes	(2)	179	38.41%		
Most of the time	(3)	92	19.74%		
Always	(4)	72	15.45%		
Not Applicable	(0)	50	10.73%		
				0 25 50 75 100	Question
Response Rate	Mean	STD			
466/1779 (26.19%)	2.39	0.97			

17 - Have you or would you intervene?					
Tried to distract someone who was trying to take a drunken person to another room or trying to get them to do something sexual					
Response Option	Weight	Frequency	Percent	Percent Responses	
Never	(1)	39	8.39%		
Sometimes	(2)	37	7.96%		
Most of the time	(3)	67	14.41%		
Always	(4)	145	31.18%		
Not Applicable	(0)	177	38.06%		
				0 25 50 75 100	Question
Response Rate	Mean	STD			
465/1779 (26.14%)	3.10	1.08			

17 - Have you or would you intervene?					
Ask someone who looks very upset at a party if they are okay or need help					
Response Option	Weight	Frequency	Percent	Percent Responses	
Never	(1)	17	3.63%		
Sometimes	(2)	88	18.80%		
Most of the time	(3)	125	26.71%		
Always	(4)	159	33.97%		
Not Applicable	(0)	79	16.88%		
				0 25 50 75 100	Question
Response Rate	Mean	STD			
468/1779 (26.31%)	3.10	0.90			

New Mexico Institute of Mining and Technology

Title IX & Gender-based Discrimination

17 - Have you or would you intervene?					
Intervene with a friend who was being physically abusive to another person					
Response Option	Weight	Frequency	Percent	Percent Responses	
Never	(1)	17	3.65%		
Sometimes	(2)	30	6.44%		
Most of the time	(3)	64	13.73%		
Always	(4)	223	47.85%		
Not Applicable	(0)	132	28.33%		
				0 25 50 75 100	Question
Response Rate	Mean	STD			
466/1779 (26.19%)	3.48	0.86			

17 - Have you or would you intervene?					
Intervene with a friend who was being verbally abusive to another person					
Response Option	Weight	Frequency	Percent	Percent Responses	
Never	(1)	17	3.64%		
Sometimes	(2)	66	14.13%		
Most of the time	(3)	122	26.12%		
Always	(4)	164	35.12%		
Not Applicable	(0)	98	20.99%		
				0 25 50 75 100	Question
Response Rate	Mean	STD			
467/1779 (26.25%)	3.17	0.88			

18 - Your experience with offensive behaviors by faculty/staff while at Tech.					
Treated you "differently" because of your sex					
Response Option	Weight	Frequency	Percent	Percent Responses	
Yes	(1)	119	25.54%		
No	(2)	347	74.46%		
				0 25 50 75 100	Question
Response Rate	Mean	STD			
466/1779 (26.19%)	1.74	0.44			

18 - Your experience with offensive behaviors by faculty/staff while at Tech.					
Displayed, used, or distributed sexist or suggestive materials					
Response Option	Weight	Frequency	Percent	Percent Responses	
Yes	(1)	24	5.15%		
No	(2)	442	94.85%		
				0 25 50 75 100	Question
Response Rate	Mean	STD			
466/1779 (26.19%)	1.95	0.22			

18 - Your experience with offensive behaviors by faculty/staff while at Tech.					
Made offensive sexist remarks					
Response Option	Weight	Frequency	Percent	Percent Responses	
Yes	(1)	71	15.20%		
No	(2)	396	84.80%		
				0 25 50 75 100	Question
Response Rate	Mean	STD			
467/1779 (26.25%)	1.85	0.36			

New Mexico Institute of Mining and Technology
Title IX & Gender-based Discrimination

18 - Your experience with offensive behaviors by faculty/staff while at Tech.					
Put you down or was condescending to you because of your sex					
Response Option	Weight	Frequency	Percent	Percent Responses	
Yes	(1)	71	15.20%		
No	(2)	396	84.80%		
				0	25 50 75 100
				Question	
Response Rate	Mean	STD			
467/1779 (26.25%)	1.85	0.36			

18 - Your experience with offensive behaviors by faculty/staff while at Tech.					
Repeatedly told sexual stories or jokes that were offensive to you					
Response Option	Weight	Frequency	Percent	Percent Responses	
Yes	(1)	14	3.00%		
No	(2)	452	97.00%		
				0	25 50 75 100
				Question	
Response Rate	Mean	STD			
466/1779 (26.19%)	1.97	0.17			

18 - Your experience with offensive behaviors by faculty/staff while at Tech.					
Made unwelcome attempts to draw you into a discussion of sexual matters					
Response Option	Weight	Frequency	Percent	Percent Responses	
Yes	(1)	12	2.57%		
No	(2)	455	97.43%		
				0	25 50 75 100
				Question	
Response Rate	Mean	STD			
467/1779 (26.25%)	1.97	0.16			

18 - Your experience with offensive behaviors by faculty/staff while at Tech.					
Made offensive remarks about your appearance, body, or sexual activities					
Response Option	Weight	Frequency	Percent	Percent Responses	
Yes	(1)	30	6.47%		
No	(2)	434	93.53%		
				0	25 50 75 100
				Question	
Response Rate	Mean	STD			
464/1779 (26.08%)	1.94	0.25			

18 - Your experience with offensive behaviors by faculty/staff while at Tech.					
Made gestures or used body language of a sexual nature which embarrassed or offended you					
Response Option	Weight	Frequency	Percent	Percent Responses	
Yes	(1)	14	3.01%		
No	(2)	451	96.99%		
				0	25 50 75 100
				Question	
Response Rate	Mean	STD			
465/1779 (26.14%)	1.97	0.17			

New Mexico Institute of Mining and Technology
Title IX & Gender-based Discrimination

18 - Your experience with offensive behaviors by faculty/staff while at Tech.									
Made unwanted attempts to establish a romantic sexual relationship with you despite your efforts to discourage it									
Response Option	Weight	Frequency	Percent	Percent Responses					
Yes	(1)	11	2.36%						
No	(2)	455	97.64%						
				0	25	50	75	100	Question
Response Rate	Mean	STD							
466/1779 (26.19%)	1.98	0.15							

18 - Your experience with offensive behaviors by faculty/staff while at Tech.									
Continued to ask you for dates, drinks, dinner, etc., even though you said "No"									
Response Option	Weight	Frequency	Percent	Percent Responses					
Yes	(1)	8	1.72%						
No	(2)	458	98.28%						
				0	25	50	75	100	Question
Response Rate	Mean	STD							
466/1779 (26.19%)	1.98	0.13							

18 - Your experience with offensive behaviors by faculty/staff while at Tech.									
Touched you in a way that made you feel uncomfortable?									
Response Option	Weight	Frequency	Percent	Percent Responses					
Yes	(1)	14	3.00%						
No	(2)	453	97.00%						
				0	25	50	75	100	Question
Response Rate	Mean	STD							
467/1779 (26.25%)	1.97	0.17							

18 - Your experience with offensive behaviors by faculty/staff while at Tech.									
Made unwanted attempts to stroke, fondle, or kiss you									
Response Option	Weight	Frequency	Percent	Percent Responses					
Yes	(1)	3	0.64%						
No	(2)	464	99.36%						
				0	25	50	75	100	Question
Response Rate	Mean	STD							
467/1779 (26.25%)	1.99	0.08							

18 - Your experience with offensive behaviors by faculty/staff while at Tech.									
Made you feel like you were being bribed with a reward to engage in sexual behavior									
Response Option	Weight	Frequency	Percent	Percent Responses					
Yes	(1)	2	0.43%						
No	(2)	465	99.57%						
				0	25	50	75	100	Question
Response Rate	Mean	STD							
467/1779 (26.25%)	2.00	0.07							

New Mexico Institute of Mining and Technology
Title IX & Gender-based Discrimination

18 - Your experience with offensive behaviors by faculty/staff while at Tech.					
Made you feel threatened with some sort of retaliation for not being sexually cooperative					
Response Option	Weight	Frequency	Percent	Percent Responses	
Yes	(1)	3	0.64%		
No	(2)	463	99.36%	████████████████████	
				0	25 50 75 100
Question					
Response Rate	Mean	STD			
466/1779 (26.19%)	1.99	0.08			

18 - Your experience with offensive behaviors by faculty/staff while at Tech.					
Treated you badly for refusing to have sex					
Response Option	Weight	Frequency	Percent	Percent Responses	
Yes	(1)	4	0.86%		
No	(2)	463	99.14%	████████████████████	
				0	25 50 75 100
Question					
Response Rate	Mean	STD			
467/1779 (26.25%)	1.99	0.09			

18 - Your experience with offensive behaviors by faculty/staff while at Tech.					
Implied better treatment if you were sexually cooperative					
Response Option	Weight	Frequency	Percent	Percent Responses	
Yes	(1)	4	0.86%		
No	(2)	462	99.14%	████████████████████	
				0	25 50 75 100
Question					
Response Rate	Mean	STD			
466/1779 (26.19%)	1.99	0.09			

18 - Your experience with offensive behaviors by faculty/staff while at Tech.					
Total percentage of students who disclosed at least one experience of gender-based discrimination					
Response Option	Weight	Frequency	Percent	Percent Responses	
Yes	(1)	40	9.28%	████	
No	(2)	391	90.72%	████████████████████	
				0	25 50 75 100
Question					
Response Rate	Mean	STD			
431/1779 (24.23%)	1.91	0.29			

19 - Your experience with harassment by other students while at Tech.					
Treated you "differently" because of your sex					
Response Option	Weight	Frequency	Percent	Percent Responses	
Yes	(1)	135	29.03%	████████	
No	(2)	330	70.97%	████████████████████	
				0	25 50 75 100
Question					
Response Rate	Mean	STD			
465/1779 (26.14%)	1.71	0.45			

New Mexico Institute of Mining and Technology
Title IX & Gender-based Discrimination

19 - Your experience with harassment by other students while at Tech.					
Displayed, used, or distributed sexist or suggestive materials					
Response Option	Weight	Frequency	Percent	Percent Responses	
Yes	(1)	80	17.35%		
No	(2)	381	82.65%		
				0	25
				50	75
				100	Question
Response Rate	Mean	STD			
461/1779 (25.91%)	1.83	0.38			

19 - Your experience with harassment by other students while at Tech.					
Made offensive sexist remarks					
Response Option	Weight	Frequency	Percent	Percent Responses	
Yes	(1)	140	30.30%		
No	(2)	322	69.70%		
				0	25
				50	75
				100	Question
Response Rate	Mean	STD			
462/1779 (25.97%)	1.70	0.46			

19 - Your experience with harassment by other students while at Tech.					
Put you down or was condescending to you because of your sex					
Response Option	Weight	Frequency	Percent	Percent Responses	
Yes	(1)	111	23.92%		
No	(2)	353	76.08%		
				0	25
				50	75
				100	Question
Response Rate	Mean	STD			
464/1779 (26.08%)	1.76	0.43			

19 - Your experience with harassment by other students while at Tech.					
Repeatedly told sexual stories or jokes that were offensive to you					
Response Option	Weight	Frequency	Percent	Percent Responses	
Yes	(1)	74	15.98%		
No	(2)	389	84.02%		
				0	25
				50	75
				100	Question
Response Rate	Mean	STD			
463/1779 (26.03%)	1.84	0.37			

19 - Your experience with harassment by other students while at Tech.					
Made unwelcome attempts to draw you into a discussion of sexual matters					
Response Option	Weight	Frequency	Percent	Percent Responses	
Yes	(1)	58	12.53%		
No	(2)	405	87.47%		
				0	25
				50	75
				100	Question
Response Rate	Mean	STD			
463/1779 (26.03%)	1.87	0.33			

New Mexico Institute of Mining and Technology
Title IX & Gender-based Discrimination

19 - Your experience with harassment by other students while at Tech.					
Made offensive remarks about your appearance, body, or sexual activities					
Response Option	Weight	Frequency	Percent	Percent Responses	
Yes	(1)	86	18.57%		
No	(2)	377	81.43%		
				0	25 50 75 100
					Question
Response Rate	Mean	STD			
463/1779 (26.03%)	1.81	0.39			

19 - Your experience with harassment by other students while at Tech.					
Made gestures or used body language of a sexual nature which embarrassed or offended you					
Response Option	Weight	Frequency	Percent	Percent Responses	
Yes	(1)	58	12.53%		
No	(2)	405	87.47%		
				0	25 50 75 100
					Question
Response Rate	Mean	STD			
463/1779 (26.03%)	1.87	0.33			

19 - Your experience with harassment by other students while at Tech.					
Made unwanted attempts to establish a romantic sexual relationship with you despite your efforts to discourage it					
Response Option	Weight	Frequency	Percent	Percent Responses	
Yes	(1)	70	15.09%		
No	(2)	394	84.91%		
				0	25 50 75 100
					Question
Response Rate	Mean	STD			
464/1779 (26.08%)	1.85	0.36			

19 - Your experience with harassment by other students while at Tech.					
Sent or posted unwelcome sexual comments, jokes or pictures by text, email, Facebook or other electronic means					
Response Option	Weight	Frequency	Percent	Percent Responses	
Yes	(1)	31	6.70%		
No	(2)	432	93.30%		
				0	25 50 75 100
					Question
Response Rate	Mean	STD			
463/1779 (26.03%)	1.93	0.25			

19 - Your experience with harassment by other students while at Tech.					
Spread unwelcome sexual rumors about you by text, email, Facebook or other electronic means					
Response Option	Weight	Frequency	Percent	Percent Responses	
Yes	(1)	32	6.91%		
No	(2)	431	93.09%		
				0	25 50 75 100
					Question
Response Rate	Mean	STD			
463/1779 (26.03%)	1.93	0.25			

New Mexico Institute of Mining and Technology
Title IX & Gender-based Discrimination

19 - Your experience with harassment by other students while at Tech.					
Called you gay or lesbian in a negative way by text, email, Facebook or other electronic means					
Response Option	Weight	Frequency	Percent	Percent Responses	
Yes	(1)	30	6.52%		
No	(2)	430	93.48%		
				0 25 50 75 100	Question
Response Rate	Mean	STD			
460/1779 (25.86%)	1.93	0.25			

20 - While at Tech have you experienced any of these forms of stalking?					
Watched or followed you from a distance, or spied on you with a listening device, camera, or GPS [global positioning system] tracker					
Response Option	Weight	Frequency	Percent	Percent Responses	Means
Yes	(1)	50	10.80%		
No	(2)	413	89.20%		
				0 25 50 75 100	Question
Response Rate	Mean	STD			
463/1779 (26.03%)	1.89	0.31			

20 - While at Tech have you experienced any of these forms of stalking?					
Approached you or showed up in places, such as your home, workplace, or school when you didn't want them to be there					
Response Option	Weight	Frequency	Percent	Percent Responses	
Yes	(1)	65	14.01%		
No	(2)	399	85.99%		
				0 25 50 75 100	Question
Response Rate	Mean	STD			
464/1779 (26.08%)	1.86	0.35			

20 - While at Tech have you experienced any of these forms of stalking?					
Left strange or potentially threatening items for you to find					
Response Option	Weight	Frequency	Percent	Percent Responses	
Yes	(1)	10	2.16%		
No	(2)	454	97.84%		
				0 25 50 75 100	Question
Response Rate	Mean	STD			
464/1779 (26.08%)	1.98	0.15			

20 - While at Tech have you experienced any of these forms of stalking?					
Sneaked into your home or car and did things to scare you by letting you know they had been there					
Response Option	Weight	Frequency	Percent	Percent Responses	
Yes	(1)	11	2.38%		
No	(2)	452	97.62%		
				0 25 50 75 100	Question
Response Rate	Mean	STD			
463/1779 (26.03%)	1.98	0.15			

New Mexico Institute of Mining and Technology
Title IX & Gender-based Discrimination

20 - While at Tech have you experienced any of these forms of stalking?					
Left you unwanted messages (including text or voice messages)					
Response Option	Weight	Frequency	Percent	Percent Responses	
Yes	(1)	53	11.42%		
No	(2)	411	88.58%		
				0	25 50 75 100
				Question	
Response Rate	Mean	STD			
464/1779 (26.08%)	1.89	0.32			

20 - While at Tech have you experienced any of these forms of stalking?					
Made unwanted phone calls to you (including hang up calls)					
Response Option	Weight	Frequency	Percent	Percent Responses	
Yes	(1)	29	6.26%		
No	(2)	434	93.74%		
				0	25 50 75 100
				Question	
Response Rate	Mean	STD			
463/1779 (26.03%)	1.94	0.24			

20 - While at Tech have you experienced any of these forms of stalking?					
Sent you unwanted emails, instant messages, or sent messages through social media apps					
Response Option	Weight	Frequency	Percent	Percent Responses	
Yes	(1)	47	10.13%		
No	(2)	417	89.87%		
				0	25 50 75 100
				Question	
Response Rate	Mean	STD			
464/1779 (26.08%)	1.90	0.30			

20 - While at Tech have you experienced any of these forms of stalking?					
Left you cards, letters, flowers, or presents when they knew you didn't want them to					
Response Option	Weight	Frequency	Percent	Percent Responses	
Yes	(1)	14	3.02%		
No	(2)	449	96.98%		
				0	25 50 75 100
				Question	
Response Rate	Mean	STD			
463/1779 (26.03%)	1.97	0.17			

20 - While at Tech have you experienced any of these forms of stalking?					
Made rude or mean comments to you online					
Response Option	Weight	Frequency	Percent	Percent Responses	
Yes	(1)	28	6.03%		
No	(2)	436	93.97%		
				0	25 50 75 100
				Question	
Response Rate	Mean	STD			
464/1779 (26.08%)	1.94	0.24			

New Mexico Institute of Mining and Technology
Title IX & Gender-based Discrimination

20 - While at Tech have you experienced any of these forms of stalking?					
Spread rumors about you online, whether they were true or not					
Response Option	Weight	Frequency	Percent	Percent Responses	
Yes	(1)	29	6.29%		
No	(2)	432	93.71%		
				0	25 50 75 100
Question					
Response Rate	Mean	STD			
461/1779 (25.91%)	1.94	0.24			

21 - While at Tech, have you experienced intimate partner violence [IPV] (dating violence or relationship violence) from any hook-up, boyfriend, girlfriend, husband, or wife you have had, including exes, regardless of the length of the relationship					
The person threatened to hurt me and I thought I might really get hurt					
Response Option	Weight	Frequency	Percent	Percent Responses	
Yes	(1)	13	2.81%		
No	(2)	450	97.19%		
				0	25 50 75 100
Question					
Response Rate	Mean	STD			
463/1779 (26.03%)	1.97	0.17			

21 - While at Tech, have you experienced intimate partner violence [IPV] (dating violence or relationship violence) from any hook-up, boyfriend, girlfriend, husband, or wife you have had, including exes, regardless of the length of the relationship					
The person pushed, grabbed, or shook me					
Response Option	Weight	Frequency	Percent	Percent Responses	
Yes	(1)	22	4.75%		
No	(2)	441	95.25%		
				0	25 50 75 100
Question					
Response Rate	Mean	STD			
463/1779 (26.03%)	1.95	0.21			

21 - While at Tech, have you experienced intimate partner violence [IPV] (dating violence or relationship violence) from any hook-up, boyfriend, girlfriend, husband, or wife you have had, including exes, regardless of the length of the relationship					
The person hit me					
Response Option	Weight	Frequency	Percent	Percent Responses	
Yes	(1)	10	2.16%		
No	(2)	454	97.84%		
				0	25 50 75 100
Question					
Response Rate	Mean	STD			
464/1779 (26.08%)	1.98	0.15			

21 - While at Tech, have you experienced intimate partner violence [IPV] (dating violence or relationship violence) from any hook-up, boyfriend, girlfriend, husband, or wife you have had, including exes, regardless of the length of the relationship					
The person beat me up					
Response Option	Weight	Frequency	Percent	Percent Responses	
Yes	(1)	6	1.30%		
No	(2)	457	98.70%		
				0	25 50 75 100
Question					
Response Rate	Mean	STD			
463/1779 (26.03%)	1.99	0.11			

New Mexico Institute of Mining and Technology
Title IX & Gender-based Discrimination

21 - While at Tech, have you experienced intimate partner violence [IPV] (dating violence or relationship violence) from any hook-up, boyfriend, girlfriend, husband, or wife you have had, including exes, regardless of the length of the relationship

The person stole or destroyed my property

Response Option	Weight	Frequency	Percent	Percent Responses	
Yes	(1)	15	3.24%		
No	(2)	448	96.76%		
				0 25 50 75 100	Question
Response Rate	Mean	STD			
463/1779 (26.03%)	1.97	0.18			

21 - While at Tech, have you experienced intimate partner violence [IPV] (dating violence or relationship violence) from any hook-up, boyfriend, girlfriend, husband, or wife you have had, including exes, regardless of the length of the relationship

The person can scare me without laying a hand on me

Response Option	Weight	Frequency	Percent	Percent Responses	
Yes	(1)	26	5.70%		
No	(2)	430	94.30%		
				0 25 50 75 100	Question
Response Rate	Mean	STD			
456/1779 (25.63%)	1.94	0.23			

22 - In this academic year, have you been a victim of sexual assault involving penetration or attempts at penetration (rape or attempted rape)? This includes instance of completed or attempted oral, vaginal, or anal sexual assault, but excludes non-consensual touching/kissing/fondling.

Response Option	Weight	Frequency	Percent	Percent Responses	
Yes	(1)	6	1.30%		
No	(2)	456	98.70%		
				0 25 50 75 100	Question
Response Rate	Mean	STD			
462/1779 (25.97%)	1.99	0.11			

23 - In this academic year, have you perpetrated any non-consensual touching (unwanted), penetration, or attempted penetration?

Response Option	Weight	Frequency	Percent	Percent Responses	
Yes	(1)	3	0.65%		
No	(2)	462	99.35%		
				0 25 50 75 100	Question
Response Rate	Mean	STD			
465/1779 (26.14%)	1.99	0.08			

24 - In this academic year, have you perpetrated sexual assault involving penetration or attempts at penetration. This includes completed or attempted oral, vaginal, or anal sexual assault, but excludes non-consensual touching/kissing/fondling.

Response Option	Weight	Frequency	Percent	Percent Responses	
Yes	(1)	1	0.21%		
No	(2)	471	99.79%		
				0 25 50 75 100	Question
Response Rate	Mean	STD			
472/1779 (26.53%)	2.00	0.05			

New Mexico Institute of Mining and Technology
Title IX & Gender-based Discrimination

25 - Tactics used Any Non-consensual Sexual ContactThe climate survey differentiated the tactic used during the act of sexual violence between:Acts of CoercionTelling lies, threatening to end the relationship, threatening to spread rumors about the respondent, making promises the respondent knew were untrue, or continually verbally pressuring the respondent after they said they did not want to continue;Showing displeasure, criticizing the respondent's sexuality or attractiveness, getting angry but not using physical force after the respondent said they did not want to continue;IncapacitationTaking advantage of the respondent when they were too drunk or out of it to know what was happening;Force or Threats of ForceThreatening to physically harm the respondent or someone close to the respondent;Using physical force, for example: holding the respondent down, pinning their arms, or having a weapon.You had indicated you have been a perpetrator of sexual violence. Did you employ any of the following tactics in the sexual assault?

Coercion

Response Option	Weight	Frequency	Percent	Percent Responses					
Yes	(1)	0	0.00%						
No	(2)	3	100.00%						
				0	25	50	75	100	Question
Response Rate	Mean	STD							
3/1779 (0.17%)	2.00	0.00							

25 - Tactics used Any Non-consensual Sexual ContactThe climate survey differentiated the tactic used during the act of sexual violence between:Acts of CoercionTelling lies, threatening to end the relationship, threatening to spread rumors about the respondent, making promises the respondent knew were untrue, or continually verbally pressuring the respondent after they said they did not want to continue;Showing displeasure, criticizing the respondent's sexuality or attractiveness, getting angry but not using physical force after the respondent said they did not want to continue;IncapacitationTaking advantage of the respondent when they were too drunk or out of it to know what was happening;Force or Threats of ForceThreatening to physically harm the respondent or someone close to the respondent;Using physical force, for example: holding the respondent down, pinning their arms, or having a weapon.You had indicated you have been a perpetrator of sexual violence. Did you employ any of the following tactics in the sexual assault?

Incapacitation

Response Option	Weight	Frequency	Percent	Percent Responses					
Yes	(1)	0	0.00%						
No	(2)	3	100.00%						
				0	25	50	75	100	Question
Response Rate	Mean	STD							
3/1779 (0.17%)	2.00	0.00							

25 - Tactics used Any Non-consensual Sexual ContactThe climate survey differentiated the tactic used during the act of sexual violence between:Acts of CoercionTelling lies, threatening to end the relationship, threatening to spread rumors about the respondent, making promises the respondent knew were untrue, or continually verbally pressuring the respondent after they said they did not want to continue;Showing displeasure, criticizing the respondent's sexuality or attractiveness, getting angry but not using physical force after the respondent said they did not want to continue;IncapacitationTaking advantage of the respondent when they were too drunk or out of it to know what was happening;Force or Threats of ForceThreatening to physically harm the respondent or someone close to the respondent;Using physical force, for example: holding the respondent down, pinning their arms, or having a weapon.You had indicated you have been a perpetrator of sexual violence. Did you employ any of the following tactics in the sexual assault?

Force or threats of force

Response Option	Weight	Frequency	Percent	Percent Responses					
Yes	(1)	0	0.00%						
No	(2)	3	100.00%						
				0	25	50	75	100	Question
Response Rate	Mean	STD							
3/1779 (0.17%)	2.00	0.00							

26 - If you were a victim of sexual harassment, stalking, intimate partner violence, or sexual assault, did you tell someone?

Roommate

Response Option	Weight	Frequency	Percent	Percent Responses					
Yes	(1)	50	10.68%						
No	(2)	41	8.76%						
Not Applicable (N/A)	(0)	377	80.56%						
				0	25	50	75	100	Question
Response Rate	Mean	STD							
468/1779 (26.31%)	1.45	0.50							

New Mexico Institute of Mining and Technology
Title IX & Gender-based Discrimination

26 - If you were a victim of sexual harassment, stalking, intimate partner violence, or sexual assault, did you tell someone?									
Close friend other than roommate									
Response Option	Weight	Frequency	Percent	Percent Responses					
Yes	(1)	84	18.03%			Question			
No	(2)	21	4.51%						
Not Applicable (N/A)	(0)	361	77.47%						
				0	25	50	75	100	
Response Rate	Mean	STD							
466/1779 (26.19%)	1.20	0.40							

26 - If you were a victim of sexual harassment, stalking, intimate partner violence, or sexual assault, did you tell someone?									
Romantic partner									
Response Option	Weight	Frequency	Percent	Percent Responses					
Yes	(1)	63	13.49%			Question			
No	(2)	30	6.42%						
Not Applicable (N/A)	(0)	374	80.09%						
				0	25	50	75	100	
Response Rate	Mean	STD							
467/1779 (26.25%)	1.32	0.47							

26 - If you were a victim of sexual harassment, stalking, intimate partner violence, or sexual assault, did you tell someone?									
Parent or Guardian									
Response Option	Weight	Frequency	Percent	Percent Responses					
Yes	(1)	44	9.44%			Question			
No	(2)	61	13.09%						
Not Applicable (N/A)	(0)	361	77.47%						
				0	25	50	75	100	
Response Rate	Mean	STD							
466/1779 (26.19%)	1.58	0.50							

26 - If you were a victim of sexual harassment, stalking, intimate partner violence, or sexual assault, did you tell someone?									
Other family member									
Response Option	Weight	Frequency	Percent	Percent Responses					
Yes	(1)	28	6.01%			Question			
No	(2)	76	16.31%						
Not Applicable (N/A)	(0)	362	77.68%						
				0	25	50	75	100	
Response Rate	Mean	STD							
466/1779 (26.19%)	1.73	0.45							

26 - If you were a victim of sexual harassment, stalking, intimate partner violence, or sexual assault, did you tell someone?									
Doctor/nurse									
Response Option	Weight	Frequency	Percent	Percent Responses					
Yes	(1)	29	6.22%			Question			
No	(2)	72	15.45%						
Not Applicable (N/A)	(0)	365	78.33%						
				0	25	50	75	100	
Response Rate	Mean	STD							
466/1779 (26.19%)	1.71	0.45							

New Mexico Institute of Mining and Technology
Title IX & Gender-based Discrimination

26 - If you were a victim of sexual harassment, stalking, intimate partner violence, or sexual assault, did you tell someone?									
Religious leader									
Response Option	Weight	Frequency	Percent	Percent Responses					
Yes	(1)	8	1.72%			Question			
No	(2)	84	18.03%						
Not Applicable (N/A)	(0)	374	80.26%						
				0	25	50	75	100	
Response Rate	Mean	STD							
466/1779 (26.19%)	1.91	0.28							

26 - If you were a victim of sexual harassment, stalking, intimate partner violence, or sexual assault, did you tell someone?									
Off-campus rape crisis center staff									
Response Option	Weight	Frequency	Percent	Percent Responses					
Yes	(1)	17	3.66%			Question			
No	(2)	82	17.63%						
Not Applicable (N/A)	(0)	366	78.71%						
				0	25	50	75	100	
Response Rate	Mean	STD							
465/1779 (26.14%)	1.83	0.38							

26 - If you were a victim of sexual harassment, stalking, intimate partner violence, or sexual assault, did you tell someone?									
Off-campus counselor/therapist									
Response Option	Weight	Frequency	Percent	Percent Responses					
Yes	(1)	27	5.81%			Question			
No	(2)	71	15.27%						
Not Applicable (N/A)	(0)	367	78.92%						
				0	25	50	75	100	
Response Rate	Mean	STD							
465/1779 (26.14%)	1.72	0.45							

26 - If you were a victim of sexual harassment, stalking, intimate partner violence, or sexual assault, did you tell someone?									
Campus police									
Response Option	Weight	Frequency	Percent	Percent Responses					
Yes	(1)	38	8.17%			Question			
No	(2)	65	13.98%						
Not Applicable (N/A)	(0)	362	77.85%						
				0	25	50	75	100	
Response Rate	Mean	STD							
465/1779 (26.14%)	1.63	0.48							

26 - If you were a victim of sexual harassment, stalking, intimate partner violence, or sexual assault, did you tell someone?									
City/County police									
Response Option	Weight	Frequency	Percent	Percent Responses					
Yes	(1)	28	6.03%			Question			
No	(2)	75	16.16%						
Not Applicable (N/A)	(0)	361	77.80%						
				0	25	50	75	100	
Response Rate	Mean	STD							
464/1779 (26.08%)	1.73	0.45							

New Mexico Institute of Mining and Technology
Title IX & Gender-based Discrimination

26 - If you were a victim of sexual harassment, stalking, intimate partner violence, or sexual assault, did you tell someone?									
Institution health services									
Response Option	Weight	Frequency	Percent	Percent Responses					
Yes	(1)	19	4.08%			Question			
No	(2)	84	18.03%						
Not Applicable (N/A)	(0)	363	77.90%						
				0	25	50	75	100	
Response Rate	Mean	STD							
466/1779 (26.19%)	1.82	0.39							

26 - If you were a victim of sexual harassment, stalking, intimate partner violence, or sexual assault, did you tell someone?									
On-campus counselor/therapist									
Response Option	Weight	Frequency	Percent	Percent Responses					
Yes	(1)	24	5.16%			Question			
No	(2)	77	16.56%						
Not Applicable (N/A)	(0)	364	78.28%						
				0	25	50	75	100	
Response Rate	Mean	STD							
465/1779 (26.14%)	1.76	0.43							

26 - If you were a victim of sexual harassment, stalking, intimate partner violence, or sexual assault, did you tell someone?									
Resident Assistant or Residence Life staff									
Response Option	Weight	Frequency	Percent	Percent Responses					
Yes	(1)	22	4.72%			Question			
No	(2)	74	15.88%						
Not Applicable (N/A)	(0)	370	79.40%						
				0	25	50	75	100	
Response Rate	Mean	STD							
466/1779 (26.19%)	1.77	0.42							

26 - If you were a victim of sexual harassment, stalking, intimate partner violence, or sexual assault, did you tell someone?									
Office of Student Conduct/Dean of Students									
Response Option	Weight	Frequency	Percent	Percent Responses					
Yes	(1)	29	6.24%			Question			
No	(2)	73	15.70%						
Not Applicable (N/A)	(0)	363	78.06%						
				0	25	50	75	100	
Response Rate	Mean	STD							
465/1779 (26.14%)	1.72	0.45							

26 - If you were a victim of sexual harassment, stalking, intimate partner violence, or sexual assault, did you tell someone?									
Institution faculty or staff									
Response Option	Weight	Frequency	Percent	Percent Responses					
Yes	(1)	29	6.22%			Question			
No	(2)	76	16.31%						
Not Applicable (N/A)	(0)	361	77.47%						
				0	25	50	75	100	
Response Rate	Mean	STD							
466/1779 (26.19%)	1.72	0.45							

New Mexico Institute of Mining and Technology

Title IX & Gender-based Discrimination

26 - If you were a victim of sexual harassment, stalking, intimate partner violence, or sexual assault, did you tell someone?

Title IX Coordinator

Response Option	Weight	Frequency	Percent	Percent Responses	
Yes	(1)	33	7.14%		
No	(2)	68	14.72%		
Not Applicable (N/A)	(0)	361	78.14%		
				0 25 50 75 100	Question
Response Rate	Mean	STD			
462/1779 (25.97%)	1.67	0.47			

27 - Since you enrolled at Tech how often did you usually have any kind of drink containing alcohol? By a drink we mean half an ounce of alcohol which would be a 12 ounce can or glass of beer or cooler, a 5-ounce glass of wine, or a drink containing 1 shot of liquor?

Response Option	Weight	Frequency	Percent	Percent Responses	
1-2 times per week	(1)	143	30.62%		
3-4 times per week	(2)	50	10.71%		
5-6 times per week	(3)	16	3.43%		
Daily	(4)	7	1.50%		
N/A- I don't drink	(0)	251	53.75%		
				0 25 50 75 100	Question
Response Rate	Mean	STD			
467/1779 (26.25%)	1.48	0.77			

28 - Since you enrolled at Tech, how often did you have 5 or more (males) or 4 or more (females) drinks containing any kind of alcohol within a 2-hour period?

Response Option	Weight	Frequency	Percent	Percent Responses	
1-2 times per week	(1)	149	32.11%		
3-4 times per week	(2)	10	2.16%		
5-6 times per week	(3)	3	0.65%		
Daily	(4)	0	0.00%		
N/A- I don't drink	(0)	302	65.09%		
				0 25 50 75 100	Question
Response Rate	Mean	STD			
464/1779 (26.08%)	1.10	0.36			

29 - Since you enrolled at Tech, how many alcoholic drinks did you have on a typical day when you drank alcohol?

Response Option	Weight	Frequency	Percent	Percent Responses	
1-2	(1)	118	25.32%		
3-4	(2)	77	16.52%		
5-6	(3)	37	7.94%		
7+	(4)	15	3.22%		
N/A- I don't drink	(0)	219	47.00%		
				0 25 50 75 100	Question
Response Rate	Mean	STD			
466/1779 (26.19%)	1.79	0.91			

30 - What is your race (as you define it)? Select one or more.

Response Option	Weight	Frequency	Percent	Percent Responses	
American Indian or Alaskan Native	(1)	31	6.84%		
Asian	(2)	36	7.95%		
Black or African American	(3)	16	3.53%		
Native Hawaiian or Other Pacific Islander	(4)	7	1.55%		
White	(5)	405	89.40%		
				0 25 50 75 100	Question
Response Rate	453/1779 (25.46%)				

New Mexico Institute of Mining and Technology
Title IX & Gender-based Discrimination

31 - Since you enrolled at Tech, what is the maximum number of drinks containing alcohol that you drank within a 24-hour period?									
Response Option	Weight	Frequency	Percent	Percent Responses					
1-2	(1)	41	8.76%						
3-4	(2)	40	8.55%						
5-6	(3)	56	11.97%						
7-8	(4)	51	10.90%						
9-10	(5)	37	7.91%						
11+	(6)	61	13.03%						
N/A- I don't drink	(0)	182	38.89%						
				0	25	50	75	100	Question
Response Rate	Mean	STD							
468/1779 (26.31%)	3.65	1.71							

32 - Who was the person who had unwanted sexual contact with you during the incident/s mention earlier? Please select all that apply.									
Response Option	Weight	Frequency	Percent	Percent Responses					
A stranger	(1)	5	11.63%						
Someone you had seen or heard about but not talked to	(2)	4	9.30%						
An acquaintance, friend of a friend, or someone that you had just met	(3)	24	55.81%						
A professor or teaching assistant	(4)	2	4.65%						
A current or ex friend or roommate	(5)	7	16.28%						
A current or ex dating partner or spouse	(6)	10	23.26%						
Unsure/Don't know	(7)	0	0.00%						
Someone else	(8)	6	13.95%						
				0	25	50	75	100	
Response Rate	43/1779 (2.42%)								

33 - Had the person who had unwanted sexual contact with you been drinking alcohol or using drugs?									
Response Option	Weight	Frequency	Percent	Percent Responses					
Yes	(1)	3	27.27%						
No	(2)	8	72.73%						
				0	25	50	75	100	Question
Response Rate	Mean	STD							
11/1779 (0.62%)	1.73	0.47							

New Mexico Institute of Mining and Technology

Title IX & Gender-based Discrimination

34 - What type of educational aware program do you feel would be most beneficial for you and your peers related to gender-based discrimination or sexual misconduct?

Response Rate 163/1779 (9.16%)

- Awareness training
- Teach men not to be sexist
- One where it actually takes rape seriously. Don't use cute animations or metaphors and call it what it is, rape
- N/A
- Actual workshop covering nuanced, enthusiastic consent and realistic sexual discrimination
- n/a
- Definitely talk more about consent and not making people feel guilty for reporting these types of things it's horrible to ask someone if they did something to make a person sexually assault them
- Basic Common Sense.
- I don't know about any specific programs but I think more men need to understand that they are NOT entitled to sex, relationships, or even friendship with the opposite sex. They do NOT deserve a girlfriend just for being alive.
- Mandatory sessions on what is considered inappropriate for all incoming freshmen as well as follow ups for students in later years while still enrolled
- The seminar on safe sex that happened a few years ago seemed interesting and like it was useful. Something similar to that could potentially be useful in the future
- None. This Title 9 stuff is completely useless. It encourages people to become victims and it makes the Title 9 people the judge, jury, and executor. This is not how a justice system should work. It seriously is messed up.
- I'm not sure
- Tech needs to implement mandatory sexual harassment training at the beginning of every semester before their advisor is sent their alt pin to register for courses. The current "tea video" training is woefully insufficient.
- not sure
- Learning about signs of manipulation
- NA
- how am I supposed to know all the awareness programs or which would be the best one. Also, this question has a grammatical error. You guys made such a big deal about this questionnaire and it has so many typos and errors. That's really bad.
- None.
- Open Forum
- Compared to the average college I believe New Mexico Tech is superior in educating and protecting its students
- I think the It's On Us people do an okay job.
- Subconscious bias training
- None.
- Something similar to the presentation given to freshman would be beneficial but with different content. The presentation from two years ago seemed to focus on the legal side from the university's perspective and not on practical advice and appropriate conduct.
- Title IX
- Education for young white males about their privilege and how to be an ally, how they perpetuate rape culture
- Were fucked. The conservative assholes who perpetuate shit cant be talked down.
- Freshman or incoming students should have to sit through an hour long (at least) class about sexual assault and there should be a policy where if you sexually assault someone once they should be expelled. This no contact order stuff is bull shit and make the person who got assaulted feel like the victim. A policy like this could make guys take consent more seriously.
- Anything by res life is a joke, they treat any accusations a joke too, having something controlled by campus police and Socorro police together would be able to be taken seriously
- Any kind. There is none currently.
- We have a pretty good sexual misconduct program that makes all of us aware about this sort of thing.
- Something that developed verbal communication skills
- None, most awareness programs like that are useless at best.
- NRA
- QuASAR
- Sex Education on Campus
- ldk
- not sure
- Arguably, the students that need to be educated about these things aren't going to be the ones that show up to any sort of program.... Even if the training is mandated (i.e. during registration as before), most students just skip through it quickly or laugh off the message... I really feel like getting applicable groups that we're worried about involved would make more of an impact (advertise through the gym, clubs, etc.). Sadly enough, there needs to be incentive to make students learn about proper behaviors.
- Awareness of school policies and help locations
- Seminar or information display in Fidel atrium.
- Don't use, Don't care
- I can't think of any.
- Bystander Intervention Training
- How to respect each other/ see situations from others perspective
- The tea video is fine
- women awareness and self defense
- posters around campus, short seminar
- Not necessarily a program, but more transparency on campus. I've recently heard there have been 2 assaults this year on campus but this was not relayed to the students by the administration.
- None
- I think having all new students watch the Tea/consent video is very helpful and should be continued.
- I don't really know.

New Mexico Institute of Mining and Technology

Title IX & Gender-based Discrimination

- Not sure
- Crisis center
- I like the ones we currently have
- Consent classes with emphasis on important definitions like "sexual harassment" "sexual assault" and "stalker behavior"
- Power Point lectures that are mandatory every Friday afternoon with guest speakers on both sides of the law
- Education about how we can report if we don't think the school is taking these issues seriously.
- Meetings addressing issues and consequences
- A program that helps student be brave and stand up to people are causing sexual misconduct.
- Not sure what types there are
- Informational
- idk
- N/A
- Consent training, how to approach and flirt with girls without being creepy or inappropriate
- Fidel booth with Paint Tech Teal students manning it in an energetic way
- Consent videos
- the tea video
- I think many people know how to act regarding misconduct but it would be nice to have a course on how to use peer pressure positively to curb instances of misconduct
- A short awareness presentation or a video.
- conferences
- you can't just teach this to someone who is socially awkward and does not understand this kind of thing cause your supposed to know this by when you in collage
- Not sure, the Tea video got the message across pretty well about consent. However, that doesn't stop people from soliciting things through social media based instant messaging or otherwise. Knowing that you have the power to say, "NO" can be a very useful.
- A non-mandatory class on how to interact with people might be nice - many of the issues I know of here were more because introverted guys didn't know how to talk to a girl and thus made creepy advances or actions because they weren't confident enough to talk to them.
- Unaware of any
- I'm not sure
- sexual misconduct and consent in LGBTQ+ relationships
- I think we have pretty good program
- Just making it well known where to get help if someone needs it
- graduated
- The one we already have is sufficient.
- I don't remember any such programs
- I'm not aware of any
- Don't know
- Talks
- I don't know yet.
- LGBT?
- Statistics on the rates of reported sexual misconduct and gender discrimination and information on resources available and how to help prevent this behavior would be beneficial.
- mental wellness education
- Something hosted by Quasar, preferably. Those guys seem to know what to do.
- None
- None
- Maybe a step by step flowchart? The teapot video is pretty good.
- don't know
- Men are Scum, Women are Stupid, by Jared Kempton
- Who knows.
- Instructor lead and face to face group sessions
- I don't know any names of them.
- Not sure
- Class, private survey
- I-IX
- How to not stalk, not make girls in the gym feel uncomfortable, and stop spreading sexual rumors, and how to get rejected and not get revenge
- None. Also, wording - you cannot *feel* the need for a program, you can *think* there's a need for a specific program. Sophist.
- Don't know.
- N/A
- Required freshman class including information on this subject
- What we currently have is great
- already in place
- A large amount of societal change is required to fix these problems but I honestly think that setting up "Don't rape people classes" is little more than the school trying to cover itself and look like it's doing something. Who is it that goes to one and thinks "Wow, I've been wrong all this time! Rape is bad!" My question is this: If all of us students get educated about consent (proper sexual conduct, etc.) all the way through middle school, high school, and college; but there's still a problem with consent on campus what exactly is this doing to help? It seems like you might be addressing a symptom instead of a cause. If anyone actually ends up reading this by all means don't stop what you are doing. I understand this survey is merely data collection and entirely voluntary but I feel like everything that's been going on the past decade regarding all of this is nothing more than making a lot of noise in order to appear to be making progress, and that doesn't sit right with me.

New Mexico Institute of Mining and Technology

Title IX & Gender-based Discrimination

- None - common sense, yo.
- I believe awareness isn't the largest issue. The problem is a very personal thing for the victim and can be very difficult to adequately deal with and receive support.
- It's on us
- Most people just need any sort of moral standard. The best example being the Bible. Consent and proper sexual conduct is obvious and basic. I believe anyone who shows sexual misconduct knows what they are doing, they just don't care.
- The tea video
- Unsure
- No sure
- a shorter survey
- Confidence to stand up to people when it otherwise doesn't concern you
- We need a WOMAN to report sexual assault and misconduct to. It is extremely difficult to be honest with, and feel that you will be listened to by a man after having an experience like this. Imagine a black person trying to report discrimination to a white authority figure, regardless of the person in charge it's intimidating. We need a female who can advise, suggest counseling, and advocate for victims on campus. Someone you can report to confidentially without fear of being reprimanded or matters being taken out of your control. (sexual assault can be so humiliating, and be tangled up in your personal life that in ways that would reasonably make some inclined to keep it a secret if you are worried that your wishes about the way you want the situation to be handled will not be respected).
- Not sure
- Consent classes
- workshop
- This is sufficient. While keeping honest people aware and therefore on the right side of the ethical fence you are never going to get rid of the assholes who just do not care. Also, this is NMTEch you are discussing here. The only way to fix the socially maladjusted males is to have enough NORMAL females around, to go around. Frankly, I don't see that happening anytime soon. So...the best thing you can do is to keep harassing the students with questionnaires, letters, and posters... to keep how normal society behaves in the forefront of their minds.
- Treat everyone as equals. Have grounded discussions, not idealistic ones.
- None it's all bullshit anyway. People will just marginalize being raped. As a rape survivor I feel it is unnecessary and incredibly offensive. By trying to mainstream rape and broadening the definition of rape and sexual misconduct it provides people an excuse for regrettable behavior. Because there is a difference between someone raping someone or them regretting sex afterward or engaging in risky sexual behavior. I honestly think this school should be ashamed of itself.
- The internet
- More than enough already, annoying and useless
- NA
- A seminar
- na
- Ways to deal with being rejected/ways for people clearly communicate when they're not interested
- Title IX
- Na
- Reminding students that sexual harassment can happen even if sex didn't occur.
- Online
- Many of the incidents I've observed seem to be rooted in a belief among some men that their female classmates are less capable as engineers/scientists, and rectifying this would be the best step to take.
- Anything helps as long as it is required. I am pleased NMT requires watching a video before being allowed to register for classes as it is a start.
- A short awareness video over email.
- A program that shows what is legal and what is currently administration policy in detail. Social norms among students aren't always the same as what the University wants to impose so it would be good to have a single program showing all lawful and administrative definitions of things as well as places to go to report activity and steps the administration would take in those instances.
- Anything but a video describing sexual consent with tea. It makes a good point, but it's a serious issue at this institution that is a joke to well over half the campus.
- Flyers
- ?
- Any kind of training
- Consent 101 that everyone has to take.
- N/A
- Not Sure
- Consent and what it looks like
- survivor testimony
- I am not sure.
- Some kind of course on stalking. I haven't been personally stalked, but I've heard many of my female friends have had bad experiences with creepy male students here.
- Not sure
- Save the Brother's club.
- asap
- I believe the title IX test in BanWeb for new students works well.
- A brochure of resources
- None, because we as students in university have far more important things to be worried about, like passing our classes and getting our degree.
- A program teaching positive aspects to masculinity.
- Safe Zone Training should be mandatory for all staff and faculty.
- I don't know
- The Dean and Title IX coordinator should learn how to control for bias, like how cops train. Or better yet, just hire a cop or somebody who isn't biased against males and the accused.
- idk
- No idea honestly


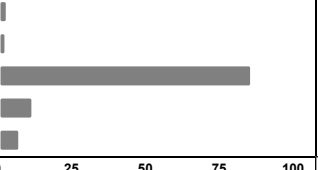




New Mexico Institute of Mining and Technology
Title IX & Gender-based Discrimination

35 - What is your ethnicity (as you define it)?									
Response Option	Weight	Frequency	Percent	Percent Responses					
Hispanic or Latino	(1)	148	32.39%						
Not Hispanic or Latino	(2)	309	67.61%						
				0	25	50	75	100	Question
Response Rate	Mean	STD							
457/1779 (25.69%)	1.68	0.47							

New Mexico Institute of Mining and Technology

Title IX & Gender-based Discrimination

36 - Which of the following best represents how you think of yourself?

Response Option	Weight	Frequency	Percent	Percent Responses	
Gay	(1)	8	1.71%		
Lesbian	(2)	6	1.28%		
Straight, that is, not gay or lesbian	(3)	380	81.20%		
Bisexual	(4)	47	10.04%		
Something else (please specify below)	(5)	27	5.77%		
				0 25 50 75 100	Question
Response Rate	Mean	STD			
468/1779 (26.31%)	3.17	0.62			

New Mexico Institute of Mining and Technology

Title IX & Gender-based Discrimination

- False accusations made by women. Teachers who are sexist towards men. Also fuck title 9, you've ruined many things at this school with no accomplishments. Eat my non-gender discriminate genitalia.
- Pansexual
- I have no fucking clue man.
- I self identify as an AR-15.
- Asexual
- This survey should have gone to the editor-in-chief first to deal with the errors and typos. This is really unprofessional.
- I think there is too much sensitivity relating this issue. Mechanisms like this survey fuel that sensitivity, causing people to make false claims. There is often no proof to back up these claims and as such people are unjustly punished and prosecuted.
- I have experienced/witnessed some homophobic jokes. Also, I have not dated at all this year, so the answers of my survey might be skewed.
- Queer
- Mostly lesbian, a little bi
- Questions on Alcohol should have answers of Social drinking. I drink socially at maximum of 1-3 beer bottles and thus like 2-3 times in a semester. I don't drink when on my own or at home and don't go out every week.
- Asexual and Aromantic
- I am sexually attracted to road kill, loud noises (screams) and fire.
- Love is love
- I have heard first-hand accounts from multiple people that they repeatedly reported Ryan Deckle to the campus police, and that nothing has been done to address the issues. These people still do not feel safe with Ryan still here. It appears that no other options are available.
- Global-sexual
- This isn't the correct box but, I'd like to point out that as a Gay male I have been approached by other males (some which do not identify as homosexual) on campus soliciting unwanted physical activities (Oral sex mostly). Why I bring this up I do not feel that the prevention of same-sex (homosexual) harassment is being properly advocated at New Mexico Tech.
- Straight First, when talking of protecting students, there was NOTHING in there about protecting the accused. We live in a country that ostensibly believes in innocent until proven guilty, and that you left that out gives me great pause. Next, many of your questions were intentionally misleading. Never once did you ask if I handled the sexual assault situation by myself, because I did. Knowing those statistics, to be able to tell if you're doing a better job in the future, might be nice to know. As well, your definition of rape is incomplete, as it doesn't include 'made to penetrate', which is just as devastating and emotionally painful as being penetrated. Since we have a campus of mostly men, it should be paramount that all forms of rape are counted. Last, when doing the 'how many drinks above 5/4 do you have' question, you didn't give any longer time periods than a week. I get drunk more like once a month (although, to be fair, you may have data already suggesting against that).
- Male
- Unknown
- Celibate by chance. I stay single because folks my age are too God Damn Fucking stupid to think 30 years ahead, so I don't waste my life or theirs. Holy shit. Have you seen house prices?
- Pansexual
- "Straight, that is, not gay or lesbian" uh... what are you... implying here?
- Straight as an arrow!
- I often feel demisexual. Not able to have an emotional connection until I know someone very well.
- Mostly straight.
- Comments for the whole survey: 1. There is no "comments for the whole survey" section. 2. Some of the multiple choice questions did not have my correct answer (ie alcohol section, 4 or more drinks per every 2 hours, the options were 1-2, 3-4, 5-6, daily, and I don't drink. I do not drink heavily, my correct answer is 0, which is not an option so I put I don't drink, which isn't true). They were impossible to answer correctly. 3. Many of the questions were worded very poorly and were hard to understand. 4. The only reason I feel safe from sexual misconduct on this campus is because I had to learn my lesson and figure out how to protect myself, which I did. When I reported sexual harassment I got absolutely no feeling of support, security, comfort, nor safety. It was a waste of time to report it.
- Not a mental disorder
- Reanimasexual, I only have sex with ghosts and other supernatural beings.
- It's complicated.
- Pansexual
- I think some of the questions are confusing and need to have like a I don't know option or N/A
- Bisexual, but in a monogamous straight relationship.
- The drinking section of this doesn't make sense. This question: "Since you enrolled at Tech, how often did you have 5 or more (males) or 4 or more (females) drinks containing any kind of alcohol within a 2-hour period?" Should be removed due to how the answers are, very limiting. I drink like this maybe <3 months but there was no flexibility for that answer - it's poised in a way for anyone answering to sound like an alcoholic.
- I am attracted to women, but only when they cosplay.
- I might consider dating another female if the situation occurred but I would not actively seek out a female partner.
- Survey choices for more infrequent drinkers would improve accuracy of results.
- Pansexual
- I've now filled this out twice. Why do I keep getting reminders to take a survey I've already taken?!
- To clarify my answers to the drinking questions. I have maybe once a month have a glass or two of wine at home with my fiance who doesn't drink. I have gone to the bar in town twice the entire academic year and had a couple drinks, one of those times with my fiance. I don't go to parties partly because I'm older but partying has never really been my thing, so I feel like I don't put myself in situations were a lot of this could happen. The one thing that does happen to me, is that I get cat-called to, or whistled at by men off school grounds usually as they are driving by me. I'm not doing anything or wearing anything to provoke the attention and I was never drunk. This happens everywhere I go. I think it just shows that part of the problem is the view that men have of themselves and women and how they feel they are allowed to act.
- Not interested..
- But if the boy's cute id still fuck him(no homo)
- Asexual