

Employee's Withholding Certificate

**Complete Form W-4 so that your employer can withhold the correct federal income tax from your pay.
Give Form W-4 to your employer.
Your withholding is subject to review by the IRS.**

2023

Step 1: Enter Personal Information	(a) First name and middle initial _____ Last name _____	(b) Social security number _____
	Address _____	
	City or town, state, and ZIP code _____	
	(c) <input type="checkbox"/> Single or Married filing separately <input type="checkbox"/> Married filing jointly or Qualifying surviving spouse <input type="checkbox"/> Head of household (Check only if you're unmarried and pay more than half the costs of keeping up a home for yourself and a qualifying individual.)	

Complete Steps 2–4 ONLY if they apply to you; otherwise, skip to Step 5. See page 2 for more information on each step, who can claim exemption from withholding, other details, and privacy.

Step 2: Multiple Jobs or Spouse Works Complete this step if you (1) hold more than one job at a time, or (2) are married filing jointly and your spouse also works. The correct amount of withholding depends on income earned from all of these jobs.

Do **only one** of the following.

(a) Reserved for future use.

(b) Use the Multiple Jobs Worksheet on page 3 and enter the result in Step 4(c) below; **or**

(c) If there are only two jobs total, you may check this box. Do the same on Form W-4 for the other job. This option is generally more accurate than (b) if pay at the lower paying job is more than half of the pay at the higher paying job. Otherwise, (b) is more accurate

TIP: If you have self-employment income, see page 2.

Complete Steps 3–4(b) on Form W-4 for only ONE of these jobs. Leave those steps blank for the other jobs. (Your withholding will be most accurate if you complete Steps 3–4(b) on the Form W-4 for the highest paying job.)

Step 3: Claim Dependent and Other Credits	If your total income will be \$200,000 or less (\$400,000 or less if married filing jointly): Multiply the number of qualifying children under age 17 by \$2,000 \$ _____ Multiply the number of other dependents by \$500 \$ _____ Add the amounts above for qualifying children and other dependents. You may add to this the amount of any other credits. Enter the total here	3	\$ _____
Step 4 (optional): Other Adjustments	(a) Other income (not from jobs). If you want tax withheld for other income you expect this year that won't have withholding, enter the amount of other income here. This may include interest, dividends, and retirement income	4(a)	\$ _____
	(b) Deductions. If you expect to claim deductions other than the standard deduction and want to reduce your withholding, use the Deductions Worksheet on page 3 and enter the result here	4(b)	\$ _____
	(c) Extra withholding. Enter any additional tax you want withheld each pay period	4(c)	\$ _____

Step 5: Sign Here	Under penalties of perjury, I declare that this certificate, to the best of my knowledge and belief, is true, correct, and complete.		
	Employee's signature (This form is not valid unless you sign it.) _____	Date _____	

Employers Only	Employer's name and address _____	First date of employment _____	Employer identification number (EIN) _____
-----------------------	-----------------------------------	--------------------------------	--

General Instructions

Section references are to the Internal Revenue Code.

Future Developments

For the latest information about developments related to Form W-4, such as legislation enacted after it was published, go to www.irs.gov/FormW4.

Purpose of Form

Complete Form W-4 so that your employer can withhold the correct federal income tax from your pay. If too little is withheld, you will generally owe tax when you file your tax return and may owe a penalty. If too much is withheld, you will generally be due a refund. Complete a new Form W-4 when changes to your personal or financial situation would change the entries on the form. For more information on withholding and when you must furnish a new Form W-4, see Pub. 505, Tax Withholding and Estimated Tax.

Exemption from withholding. You may claim exemption from withholding for 2023 if you meet both of the following conditions: you had no federal income tax liability in 2022 **and** you expect to have no federal income tax liability in 2023. You had no federal income tax liability in 2022 if (1) your total tax on line 24 on your 2022 Form 1040 or 1040-SR is zero (or less than the sum of lines 27, 28, and 29), or (2) you were not required to file a return because your income was below the filing threshold for your correct filing status. If you claim exemption, you will have no income tax withheld from your paycheck and may owe taxes and penalties when you file your 2023 tax return. To claim exemption from withholding, certify that you meet both of the conditions above by writing "Exempt" on Form W-4 in the space below Step 4(c). Then, complete Steps 1(a), 1(b), and 5. Do not complete any other steps. You will need to submit a new Form W-4 by February 15, 2024.

Your privacy. If you have concerns with Step 2(c), you may choose Step 2(b); if you have concerns with Step 4(a), you may enter an additional amount you want withheld per pay period in Step 4(c).

Self-employment. Generally, you will owe both income and self-employment taxes on any self-employment income you receive separate from the wages you receive as an employee. If you want to pay income and self-employment taxes through withholding from your wages, you should enter the self-employment income on Step 4(a). Then compute your self-employment tax, divide that tax by the number of pay periods remaining in the year, and include that resulting amount per pay period on Step 4(c). You can also add half of the annual amount of self-employment tax to Step 4(b) as a deduction. To calculate self-employment tax, you generally multiply the self-employment income by 14.13% (this rate is a quick way to figure your self-employment tax and equals the sum of the 12.4% social security tax and the 2.9% Medicare tax multiplied by 0.9235). See Pub. 505 for more information, especially if the sum of self-employment income multiplied by 0.9235 and wages exceeds \$160,200 for a given individual.

Nonresident alien. If you're a nonresident alien, see Notice 1392, Supplemental Form W-4 Instructions for Nonresident Aliens, before completing this form.

Specific Instructions

Step 1(c). Check your anticipated filing status. This will determine the standard deduction and tax rates used to compute your withholding.

Step 2. Use this step if you (1) have more than one job at the same time, or (2) are married filing jointly and you and your spouse both work.

If you (and your spouse) have a total of only two jobs, you may check the box in option (c). The box must also be checked on the Form W-4 for the other job. If the box is checked, the standard deduction and tax brackets will be cut in half for each job to calculate withholding. This option is roughly accurate for jobs with similar pay; otherwise, more tax than necessary may be withheld, and this extra amount will be larger the greater the difference in pay is between the two jobs.



Multiple jobs. Complete Steps 3 through 4(b) on only one Form W-4. Withholding will be most accurate if you do this on the Form W-4 for the highest paying job.

Step 3. This step provides instructions for determining the amount of the child tax credit and the credit for other dependents that you may be able to claim when you file your tax return. To qualify for the child tax credit, the child must be under age 17 as of December 31, must be your dependent who generally lives with you for more than half the year, and must have the required social security number. You may be able to claim a credit for other dependents for whom a child tax credit can't be claimed, such as an older child or a qualifying relative. For additional eligibility requirements for these credits, see Pub. 501, Dependents, Standard Deduction, and Filing Information. You can also include **other tax credits** for which you are eligible in this step, such as the foreign tax credit and the education tax credits. To do so, add an estimate of the amount for the year to your credits for dependents and enter the total amount in Step 3. Including these credits will increase your paycheck and reduce the amount of any refund you may receive when you file your tax return.

Step 4 (optional).

Step 4(a). Enter in this step the total of your other estimated income for the year, if any. You shouldn't include income from any jobs or self-employment. If you complete Step 4(a), you likely won't have to make estimated tax payments for that income. If you prefer to pay estimated tax rather than having tax on other income withheld from your paycheck, see Form 1040-ES, Estimated Tax for Individuals.

Step 4(b). Enter in this step the amount from the Deductions Worksheet, line 5, if you expect to claim deductions other than the basic standard deduction on your 2023 tax return and want to reduce your withholding to account for these deductions. This includes both itemized deductions and other deductions such as for student loan interest and IRAs.

Step 4(c). Enter in this step any additional tax you want withheld from your pay **each pay period**, including any amounts from the Multiple Jobs Worksheet, line 4. Entering an amount here will reduce your paycheck and will either increase your refund or reduce any amount of tax that you owe.

Step 2(b) -- Multiple Jobs Worksheet (Keep for your records.)



If you choose the option in Step 2(b) on Form W-4, complete this worksheet (which calculates the total extra tax for all jobs) on only ONE Form W-4. Withholding will be most accurate if you complete the worksheet and enter the result on the Form W-4 for the highest paying job. To be accurate, submit a new Form W-4 for all other jobs if you have not updated your withholding since 2019.

Note: If more than one job has annual wages of more than \$120,000 or there are more than three jobs, see Pub. 505 for additional tables.

- 1 Two jobs. If you have two jobs or you're married filing jointly and you and your spouse each have one job, find the amount from the appropriate table on page 4. Using the "Higher Paying Job" row and the "Lower Paying Job" column, find the value at the intersection of the two household salaries and enter that value on line 1. Then, skip to line 3. 1 \$
2 Three jobs. If you and/or your spouse have three jobs at the same time, complete lines 2a, 2b, and 2c below. Otherwise, skip to line 3.
a Find the amount from the appropriate table on page 4 using the annual wages from the highest paying job in the "Higher Paying Job" row and the annual wages for your next highest paying job in the "Lower Paying Job" column. Find the value at the intersection of the two household salaries and enter that value on line 2a. 2a \$
b Add the annual wages of the two highest paying jobs from line 2a together and use the total as the wages in the "Higher Paying Job" row and use the annual wages for your third job in the "Lower Paying Job" column to find the amount from the appropriate table on page 4 and enter this amount on line 2b. 2b \$
c Add the amounts from lines 2a and 2b and enter the result on line 2c. 2c \$
3 Enter the number of pay periods per year for the highest paying job. For example, if that job pays weekly, enter 52; if it pays every other week, enter 26; if it pays monthly, enter 12, etc. 3
4 Divide the annual amount on line 1 or line 2c by the number of pay periods on line 3. Enter this amount here and in Step 4(c) of Form W-4 for the highest paying job (along with any other additional amount you want withheld). 4 \$

Step 4(b) -- Deductions Worksheet (Keep for your records.)



- 1 Enter an estimate of your 2023 itemized deductions (from Schedule A (Form 1040)). Such deductions may include qualifying home mortgage interest, charitable contributions, state and local taxes (up to \$10,000), and medical expenses in excess of 7.5% of your income. 1 \$
2 Enter: { \$27,700 if you're married filing jointly or a qualifying surviving spouse; \$20,800 if you're head of household; \$13,850 if you're single or married filing separately } 2 \$
3 If line 1 is greater than line 2, subtract line 2 from line 1 and enter the result here. If line 2 is greater than line 1, enter "-0-" 3 \$
4 Enter an estimate of your student loan interest, deductible IRA contributions, and certain other adjustments (from Part II of Schedule 1 (Form 1040)). See Pub. 505 for more information. 4 \$
5 Add lines 3 and 4. Enter the result here and in Step 4(b) of Form W-4. 5 \$

Privacy Act and Paperwork Reduction Act Notice. We ask for the information on this form to carry out the Internal Revenue laws of the United States. Internal Revenue Code sections 3402(f)(2) and 6109 and their regulations require you to provide this information; your employer uses it to determine your federal income tax withholding. Failure to provide a properly completed form will result in your being treated as a single person with no other entries on the form; providing fraudulent information may subject you to penalties. Routine uses of this information include giving it to the Department of Justice for civil and criminal litigation; to cities, states, the District of Columbia, and U.S. commonwealths and territories for use in administering their tax laws; and to the Department of Health and Human Services for use in the National Directory of New Hires. We may also disclose this information to other countries under a tax treaty, to federal and state agencies to enforce federal nontax criminal laws, or to federal law enforcement and intelligence agencies to combat terrorism.

You are not required to provide the information requested on a form that is subject to the Paperwork Reduction Act unless the form displays a valid OMB control number. Books or records relating to a form or its instructions must be retained as long as their contents may become material in the administration of any Internal Revenue law. Generally, tax returns and return information are confidential, as required by Code section 6103.

The average time and expenses required to complete and file this form will vary depending on individual circumstances. For estimated averages, see the instructions for your income tax return.

If you have suggestions for making this form simpler, we would be happy to hear from you. See the instructions for your income tax return.

Married Filing Jointly or Qualifying Surviving Spouse


Higher Paying Job Annual Taxable Wage & Salary	Lower Paying Job Annual Taxable Wage & Salary											
	\$0 - 9,999	\$10,000 - 19,999	\$20,000 - 29,999	\$30,000 - 39,999	\$40,000 - 49,999	\$50,000 - 59,999	\$60,000 - 69,999	\$70,000 - 79,999	\$80,000 - 89,999	\$90,000 - 99,999	\$100,000 - 109,999	\$110,000 - 120,000
\$0 - 9,999	\$0	\$0	\$850	\$850	\$1,000	\$1,020	\$1,020	\$1,020	\$1,020	\$1,020	\$1,020	\$1,870
\$10,000 - 19,999	0	930	1,850	2,000	2,200	2,220	2,220	2,220	2,220	2,220	3,200	4,070
\$20,000 - 29,999	850	1,850	2,920	3,120	3,320	3,340	3,340	3,340	3,340	4,320	5,320	6,190
\$30,000 - 39,999	850	2,000	3,120	3,320	3,520	3,540	3,540	3,540	4,520	5,520	6,520	7,390
\$40,000 - 49,999	1,000	2,200	3,320	3,520	3,720	3,740	3,740	4,720	5,720	6,720	7,720	8,590
\$50,000 - 59,999	1,020	2,220	3,340	3,540	3,740	3,760	4,750	5,750	6,750	7,750	8,750	9,610
\$60,000 - 69,999	1,020	2,220	3,340	3,540	3,740	4,750	5,750	6,750	7,750	8,750	9,750	10,610
\$70,000 - 79,999	1,020	2,220	3,340	3,540	4,720	5,750	6,750	7,750	8,750	9,750	10,750	11,610
\$80,000 - 99,999	1,020	2,220	4,170	5,370	6,570	7,600	8,600	9,600	10,600	11,600	12,600	13,460
\$100,000 - 149,999	1,870	4,070	6,190	7,390	8,590	9,610	10,610	11,660	12,860	14,060	15,260	16,330
\$150,000 - 239,999	2,040	4,440	6,760	8,160	9,560	10,780	11,980	13,180	14,380	15,580	16,780	17,850
\$240,000 - 259,999	2,040	4,440	6,760	8,160	9,560	10,780	11,980	13,180	14,380	15,580	16,780	17,850
\$260,000 - 279,999	2,040	4,440	6,760	8,160	9,560	10,780	11,980	13,180	14,380	15,580	16,780	18,140
\$280,000 - 299,999	2,040	4,440	6,760	8,160	9,560	10,780	11,980	13,180	14,380	15,870	17,870	19,740
\$300,000 - 319,999	2,040	4,440	6,760	8,160	9,560	10,780	11,980	13,470	15,470	17,470	19,470	21,340
\$320,000 - 364,999	2,040	4,440	6,760	8,550	10,750	12,770	14,770	16,770	18,770	20,770	22,770	24,640
\$365,000 - 524,999	2,970	6,470	9,890	12,390	14,890	17,220	19,520	21,820	24,120	26,420	28,720	30,880
\$525,000 and over	3,140	6,840	10,460	13,160	15,860	18,390	20,890	23,390	25,890	28,390	30,890	33,250

Single or Married Filing Separately

Higher Paying Job Annual Taxable Wage & Salary	Lower Paying Job Annual Taxable Wage & Salary											
	\$0 - 9,999	\$10,000 - 19,999	\$20,000 - 29,999	\$30,000 - 39,999	\$40,000 - 49,999	\$50,000 - 59,999	\$60,000 - 69,999	\$70,000 - 79,999	\$80,000 - 89,999	\$90,000 - 99,999	\$100,000 - 109,999	\$110,000 - 120,000
\$0 - 9,999	\$310	\$890	\$1,020	\$1,020	\$1,020	\$1,860	\$1,870	\$1,870	\$1,870	\$1,870	\$2,030	\$2,040
\$10,000 - 19,999	890	1,630	1,750	1,750	2,600	3,600	3,600	3,600	3,600	3,760	3,960	3,970
\$20,000 - 29,999	1,020	1,750	1,880	2,720	3,720	4,720	4,730	4,730	4,890	5,090	5,290	5,300
\$30,000 - 39,999	1,020	1,750	2,720	3,720	4,720	5,720	5,730	5,890	6,090	6,290	6,490	6,500
\$40,000 - 59,999	1,710	3,450	4,570	5,570	6,570	7,700	7,910	8,110	8,310	8,510	8,710	8,720
\$60,000 - 79,999	1,870	3,600	4,730	5,860	7,060	8,260	8,460	8,660	8,860	9,060	9,260	9,280
\$80,000 - 99,999	1,870	3,730	5,060	6,260	7,460	8,660	8,860	9,060	9,260	9,460	10,430	11,240
\$100,000 - 124,999	2,040	3,970	5,300	6,500	7,700	8,900	9,110	9,610	10,610	11,610	12,610	13,430
\$125,000 - 149,999	2,040	3,970	5,300	6,500	7,700	9,610	10,610	11,610	12,610	13,610	14,900	16,020
\$150,000 - 174,999	2,040	3,970	5,610	7,610	9,610	11,610	12,610	13,750	15,050	16,350	17,650	18,770
\$175,000 - 199,999	2,720	5,450	7,580	9,580	11,580	13,870	15,180	16,480	17,780	19,080	20,380	21,490
\$200,000 - 249,999	2,900	5,930	8,360	10,660	12,960	15,260	16,570	17,870	19,170	20,470	21,770	22,880
\$250,000 - 399,999	2,970	6,010	8,440	10,740	13,040	15,340	16,640	17,940	19,240	20,540	21,840	22,960
\$400,000 - 449,999	2,970	6,010	8,440	10,740	13,040	15,340	16,640	17,940	19,240	20,540	21,840	22,960
\$450,000 and over	3,140	6,380	9,010	11,510	14,010	16,510	18,010	19,510	21,010	22,510	24,010	25,330

Head of Household

Higher Paying Job Annual Taxable Wage & Salary	Lower Paying Job Annual Taxable Wage & Salary											
	\$0 - 9,999	\$10,000 - 19,999	\$20,000 - 29,999	\$30,000 - 39,999	\$40,000 - 49,999	\$50,000 - 59,999	\$60,000 - 69,999	\$70,000 - 79,999	\$80,000 - 89,999	\$90,000 - 99,999	\$100,000 - 109,999	\$110,000 - 120,000
\$0 - 9,999	\$0	\$620	\$860	\$1,020	\$1,020	\$1,020	\$1,020	\$1,650	\$1,870	\$1,870	\$1,890	\$2,040
\$10,000 - 19,999	620	1,630	2,060	2,220	2,220	2,220	2,850	3,850	4,070	4,090	4,290	4,440
\$20,000 - 29,999	860	2,060	2,490	2,650	2,650	3,280	4,280	5,280	5,520	5,720	5,920	6,070
\$30,000 - 39,999	1,020	2,220	2,650	2,810	3,440	4,440	5,440	6,460	6,880	7,080	7,280	7,430
\$40,000 - 59,999	1,020	2,220	3,130	4,290	5,290	6,290	7,480	8,680	9,100	9,300	9,500	9,650
\$60,000 - 79,999	1,500	3,700	5,130	6,290	7,480	8,680	9,880	11,080	11,500	11,700	11,900	12,050
\$80,000 - 99,999	1,870	4,070	5,690	7,050	8,250	9,450	10,650	11,850	12,260	12,460	12,870	13,820
\$100,000 - 124,999	2,040	4,440	6,070	7,430	8,630	9,830	11,030	12,230	13,190	14,190	15,190	16,150
\$125,000 - 149,999	2,040	4,440	6,070	7,430	8,630	9,980	11,980	13,980	15,190	16,190	17,270	18,530
\$150,000 - 174,999	2,040	4,440	6,070	7,980	9,980	11,980	13,980	15,980	17,420	18,720	20,020	21,280
\$175,000 - 199,999	2,190	5,390	7,820	9,980	11,980	14,060	16,360	18,660	20,170	21,470	22,770	24,030
\$200,000 - 249,999	2,720	6,190	8,920	11,380	13,680	15,980	18,280	20,580	22,090	23,390	24,690	25,950
\$250,000 - 449,999	2,970	6,470	9,200	11,660	13,960	16,260	18,560	20,860	22,380	23,680	24,980	26,230
\$450,000 and over	3,140	6,840	9,770	12,430	14,930	17,430	19,930	22,430	24,150	25,650	27,150	28,600




ACKNOWLEDGEMENT

With my signature below, I acknowledge that I received a copy of the New Mexico Tech's Drug Policy. I also received a list of controlled substances, including how these substances are administered and the effects of these substances. In addition, I received a description of the Federal penalties and sanctions for illegal possession of controlled substance and a list of Federal penalties for trafficking of controlled substances.

I understand it is my responsibility to read this information. If I do not understand this information, it is my responsibility to contact the Human Resources Office at 575-835-5206 to obtain assistance.

EMPLOYEE SIGNATURE _____ DATE _____



Drug Abuse Policy

The Drug Free Workplace Act of 1988 requires that all institutions receiving federal contracts of \$ 25,000 or more, and all institutions receiving federal grants, provide their employees with a drug free workplace. Department of Defense regulations require that contractors establish procedures to ensure a drug free work force. The regents and the administration of New Mexico Tech support these requirements. They accept the challenge to maintain for all students and employees a safe and healthy environment. They intend to adhere to both the spirit and letter of the regulations by implementing and enforcing this drug policy. The regents and administration of New Mexico Tech are committed to protecting the rights of all students and employees. In keeping with the mission of New Mexico Tech, emphasis is given to education as a primary vehicle for reducing to zero the use of illegal drugs and the abuse of other drugs. Further, the regents and administration support and encourage research aimed at understanding drug effects and drug abuse and at developing effective treatment methods. All employees must comply with this drug policy and respects the rights of their fellow employees.

Rules Regarding Drugs

The New Mexico Tech Drug Policy prohibits the following:

1. Manufacture, distribution, dispensation, possessions, sale, purchase, or use of illegal drugs on Tech premises or business, or in Tech vehicles, or during work hours.
2. Storing and illegal drug in locker, desk, vehicle, or other repository on Tech premises.
3. Being under the influence of an illegal drug on Tech premises or business, or in Tech vehicles, or during work hours. Being “under the influence” of an illegal drug is defined as testing positive at a specific mg/kg level.
4. Switching or adulterating and urine or blood sample submitted for testing.
5. Refusal to consent to testing when required by this policy.
6. Failure on the part of an employee to report to the employee’s supervisor warnings by a physician that certain job should not be attempted while taking a prescribed drug.
7. failure on the part of an employee to notify the Human Resources Office within 5 days of a conviction under and criminal drug for a violation occurring on Tech premises.

Compliance

All employees must comply with this drug policy.

Employee Drug Abuse Awareness Program

An educational program is being developed. This program will make I possible to inform students, employees, and their families about 1) the effects of illegal drug abuse, 2) the provisions of this drug policy, 3) signs and symptoms of drug abuse, and 4) the availability of treatment for those who seek it. Materials concerning drug abuse and drug effects will be available to all employees and their

families. Education about the effects of drugs and drug abuse will be accomplished in many ways. Among these are:

1. Materials on drug abuse will be included in academic courses where appropriate.
2. Special courses and seminars will be given and employees will be allowed time off to attend these offerings.
3. An employee assistance program (EAP) (see "Employee Assistance" on following page) will be able to answer questions about drug abuse and about this policy. The EAP will also be able to refer employees and students to other resources for assistance.
4. The library will make available books, journals, magazines, and cassettes, videotapes, and special publications giving information on drug abuse, treatment and rehabilitation programs, employees' right to a drug free workplace, and laws regarding drug use and abuse. The library will also make this policy available.
5. The Human Resources Office will distribute widely and make available, at several locations, lists of all illegal drugs.
6. Supervisory instruction will be provided on how to recognize when drugs may be contributing to a decline in performance or erratic employee behavior on the job.

Employee Assistance

The New Mexico Tech Employee Assistance Program's aim is to help employees who seeking help with drug related problems or have been referred by their supervisors because of declining performance or erratic on-the-job behavior. This program will help employees and students find treatment or counseling whenever it is feasible to do so. Referral to or consultation with the employee Assistance Program is never mandatory nor a continued employment. The employee has primary responsibility for voluntarily seeking assistance when it is needed.

The Employee Benefit Plan provides some coverage for treatment or drug problems. Also, a variety of leave forms, paid and unpaid, may be available for employees receiving treatment for drug problems.

Employees who have drug problems are urged to seek help. They can contact the Employee Assistance Program without the permission or the knowledge of their supervisors. Assistance will be provided on a confidential basis. The continued to work at Tech of employees who seek such assistance will NOT be jeopardized because they seek help.

Employees who pursue treatment voluntarily or as a result for referral by the Employee Assistance Program and who continue to work at Tech must meet all established standards of conduct and job performance and comply with this drug policy.

Drug Testing

The Department of Defense requires contractors to perform unannounced random drug test for employees in sensitive positions on DOD contracts. This will be carried out in the following way. At least once a year, a day will be selected at random by the president of New Mexico Tech. Confidential Arrangements will be made with the firm carrying out the testing. On that day, all employees in sensitive positions will be considered eligible for testing. A random sample consisting of 10 to 50 percent of those eligible will be tested. The actual sample percent size and the method of random selection will be determined each year by the president of New Mexico Tech. Offers of employment and promotions and transfers to sensitive positions are conditional on testing drug free.

Employees must sign a consent form provided by the Human Resources Officer prior to the administration of any drug test authorizing the testing. Refusal to sign this consent for could result in disciplinary action, including termination of employment.

Testing will be conducted in strict accordance with the Mandatory Guidelines for Federal Drug Testing Programs issued by the Department of Health and Human Services. Sample collection will be conducted at a designated facility selected by Human Resources. Employees who are tested will be given the opportunity to submit any information that may have an effect, such as a false positive, on their test results. Competent medical personal will evaluate this information. If it is determined that the employee's justification for a positive test result is sufficient that test will be declared void. Employees who test positive for illegal drugs may request a second test to be made of that specimen, and will be given the opportunity to explain the test results. A positive test is defined as a specimen that tests positive on the initial immunoassay and is confirmed positive by using gas chromatography/mass spectrometry techniques.

In addition to performing the random drug testing described above, all New Mexico Tech Hoist Operators will receive a mandatory unannounced annual drug test. This test will be administered under the same standards described above.

Sanctions for Violating the Drug Policy

Any employee working in a sensitive position who is found in violation of the policy will not be permitted to remain working in a sensitive position. The EMRTC Security Officer will notify the Department of Defense of violations by the employees working in sensitive positions.

Any employee who knowingly violates or refuses to comply with the policy may be subject to immediate and serve disciplinary action that may include, but is not limited, termination. This determination is made solely by the president of New Mexico Tech or his designated officer. All of the protection accorded by New Mexico Tech's grievance policies and other human resources policies are available to persons so disciplined.

Acknowledgement of Receipt of Policy

All employees of New Mexico Tech will sign a statement acknowledging that they have received a copy of the Policy and have read and understood the policy. Employees are expected to comply with the provisions of this policy.

Definitions

Definition of an Employee:

An employee is defined as any person on the payroll of New Mexico Tech.

Definition of Illegal Drugs:

As used in this policy, "Illegal drug" means any controlled substance included in Schedules I through V of Section 202 of the Controlled Substance Act, 21 U.S.C. Section 812, as amended, updated or republished, heretofore or hereafter, and further defined in 21 C.F.R. Section 1308 (1987), as amended, update or republished, heretofore or hereafter, except a controlled substance included in Schedules II through V and used by the employee whose conduct is in a question pursuant to a valid prescription for medical purposes filled in the United States.

Employees in Sensitive Positions:

“Employee in a Sensitive Position” means employee who has been granted security clearance for Department of Defense contract work and whose work currently allows or requires access to classified information, an employee who is certified to operate dump, stake and tractor trucks, backhoes, fork lifts, and front loaders, bulldozers, scrapers, graders and cranes, an employee who has responsibility for or access to Institute funds or an employee who works as a campus police officer or security officer.

Controlled Substances—Uses and Effects

U.S. Department of Justice,
Drug Enforcement Administration

	Class*	Trade or Other Names	Medical Uses	Dependence (Physical/Psycho.)	
NARCOTICS					
Opium	II III V	Dovers powder, Paregoric,	Analgesic, antidiarrheal	High	High
Morphine	II III	Morphine, MS-Contin, Roxanol, Roxanol-SR	Analgesic, antitussive	High	High
Codeine	II III V	Tylenol w/Codeine, Empirin w/Codeine, Robitussin A-C, Fiorinal w/Codeine	Analgesic, antitussive	Mod.	Mod.
Heroin	I	Diacetylmorphine, Horse, Smack	None	High	High
Hydro- morphine	II	Dilaudid	Analgesic	High	High
Meperidine (Pethidine)	II	Demerol, Mepergan	Analgesic	High	High
Methadone	II	Dolophine, Methadone, Methadose	Analgesic	High	High-Low
Other narcotics	I II III IV V	Numorphan, Percodan, Percocet, Tylox, Tussionex, Fentanyl, Darvon, Lomotil, Talwin	Analgesic, antidiarrheal, antitussive	High-Low	High-Low

DEPRESSANTS					
Chloral Hydrate	IV	Noctec	Hypnotic	Mod.	Mod.
Barbiturates	II III IV	Amytal, Butisol, Fiorinal, Lotusate, Nembutal, Seconal, Tuinal, Phenobarbital	Anesthetic, anticonvulsant, sedative, hypnotic, veterinary euthanasia agent	High-mod.	High-mod.
Benzodiazepines	IV	Ativan, Dalmane, Diazepam, Librium, Xanax, Serax, Valium, Tranxene, Verstran, Versed, Halcion, Paxipam, Restoril	Antianxiety, anticonvulsant, sedative, hypnotic	Low	Low
Methaqualone	I	Quaalude	Sedative, hypnotic	High	High
Glutethimide	III	Doriden	Sedative, hypnotic	High	Mod.
Other depressants	III IV	Equanil, Miltown, Noludar, Placidyl, Valmid	Antianxiety, sedative, hypnotic	Mod.	Mod.

STIMULANTS					
Cocaine	II	Coke, Flake, Snow, Crack	Local anesthetic	Possible	High
Amphetamines	II	Biphentamine, Delcobese, Desoxyn, Dexedrine, Obetrol	Attention deficit disorders, narcolepsy, weight control	Possible	High
Phenmetrazine	II	Preludin	Weight control	Possible	High
Methylphenidate	II	Ritalin	Attention deficit disorders, narcolepsy	Possible	Mod.
Other stimulants	III IV	Adipex, Cylert, Didrex, Ionamin, Melfiat, Plegine, Sanorex, Tenuate, Tepanil, Prelu-2	Weight control	Possible	High

HALLUCINOGENS					
LSD	I	Acid, Microdot	None	None	Unknown
Mescaline, Peyote	I	Mexc, Buttons, Cactus	None	None	Unknown
Amphetamine variants	I	2.5-DMA, PMA, STP, MDA, MDMA, TMA, DOM, DOB	None	Unknown	Unknown
Phencyclidine	II	PCP, Angel Dust, Hog	None	Unknown	High
Phencyclidine analogues	I	PCE, PCPy, TCP	None	Unknown	High
Other hallucinogens	I	Bufotenine, logaine, DMT, DET, Psilocybin, Psilocyn	None	None	Unknown

CANNABIS					
Marijuana	I	Pot. Acapulco Gold, Grass, Reefer, Sinsemilla, Thai Sticks	None	Unknown	Mod.
Tetrahydro- cannabinol	I II	THC, Marinol	Cancer chemotherapy, antinauseant	Unknown	Mod.
Hashish	I	Hash	None	Unknown	Mod.
Hashish oil	I	Hash Oil	None	Unknown	Mod.

Tolerance	Duration Hours	Usual Method of Administration	Possible Effects	Effects of Overdose	Withdrawal Syndrome
NARCOTICS					
Yes	3-6	Oral, smoked	Euphoria, drowsiness, respiratory depression, constricted pupils, nausea	Slow and shallow breathing, clammy skin, convulsions, coma, possible death	Watery eyes, runny nose, yawning, loss of appetite, irritability, tremors, panic, cramps, nausea, chills, sweating
Yes	3-6	Oral, smoked, injected			
Yes	3-6	Oral, injected			
Yes	3-6	Injected, sniffed, smoked			
Yes	3-6	Oral, injected			
Yes	3-6	Oral, injected			
Yes	12-24	Oral, injected			
Yes	Varies	Oral, injected			

DEPRESSANTS					
Yes	5-8	Oral	Slurred speech, disorientation, drunken behavior without odor of alcohol	Shallow respiration, clammy skin, dilated pupils, weak and rapid pulse, coma, possible death	Anxiety, insomnia, tremors, delirium, convulsions, possible death
Yes	1-16	Oral			
Yes	4-8	Oral			
Yes	4-8	Oral			
Yes	4-8	Oral			
Yes	4-8	Oral			

STIMULANTS					
Yes	1-2	Sniffed, smoked, injected	Increased alertness, excitation, euphoria, increased pulse rate & blood pressure, insomnia, loss of appetite	Agitation, increase in body temp., hallucinations, convulsions, possible death	Apathy, long periods of sleep, irritability, depression, disorientation
Yes	2-4	Oral, injected			
Yes	2-4	Oral, injected			
Yes	2-4	Oral, injected			
Yes	2-4	Oral, injected			

HALLUCINOGENS					
Yes	8-12	Oral	Illusions and hallucinations, poor perception of time and distance	Longer and intense "trip" episodes, psychosis, possible death	Withdrawal syndrome not reported
Yes	8-12	Oral			
Yes	Varies	Oral, injected			
Yes	Days	Smoked, oral, injected			
Yes	Days	Smoked, oral, injected			
Possible	Varies	Smoked, oral, injected			

CANNABIS					
Yes	2-4	Smoked, oral	Euphoria, relaxed inhibitions, increased appetite, disorientated behavior	Fatigue, paranoia, possible psychosis	Insomnia, hyperactivity and decreased appetite
Yes	2-4	Smoked, oral			
Yes	2-4	Smoked, oral			
Yes	2-4	Smoked, oral			



Employee Data Form

**Must be completed by the Employee
and Certified by the Employer**

Employer must provide a copy to NMERB
Fax to 505-827-8010

Name:	SSN:	<input type="checkbox"/> M <input type="checkbox"/> F
DOB:	Phone:	Email:

By supplying NMERB with your Email you are agreeing to receive emails from NMERB. Your Email will not be shared or sold.

Mailing address:

City:	State:	Zip:
-------	--------	------

<p><u>Active Member:</u></p> <p><input type="checkbox"/> New Hire: I have never been employed by a public school, charter school, university or college, or other NMERB affiliated employer in New Mexico.</p> <p><input type="checkbox"/> Re-Hire: I am not currently employed by a public school, charter school, university or college, or other NMERB affiliated employer in New Mexico, however <u>I have contributed to NMERB in the past.</u></p> <p><input type="checkbox"/> Multiple NMERB Employers: I am currently employed by another NMERB Employer.</p> <p style="margin-left: 40px;"><i>Check one <u>only</u> for other NMERB Employer:</i></p> <p style="margin-left: 80px;"> <input type="checkbox"/> Part Time <input type="checkbox"/> Full Time <input type="checkbox"/> ARP (College or University) </p> <p style="margin-left: 40px;"><i>Name of other NMERB Employer:</i></p>	<p><u>NMERB Retiree:</u></p> <p><input type="checkbox"/> I am retired through the New Mexico Educational Retirement Board.</p> <p style="margin-left: 40px;"><i>Check one:</i></p> <p><input type="checkbox"/> I am approved under the Return to Work Program and will provide my employer with either an NMERB RTW Approval letter (approval prior to 7/1/2019) or a copy of my approved NMERB RTW Application (approval on or after 7/1/2019).</p> <p><input type="checkbox"/> I am approved for Working .25 FTE or Less and will provide my employer with a copy of my approved NMERB RTW Application.</p> <p><input type="checkbox"/> I am approved for Earning Less than \$15,000 and will provide my employer with a copy of my approved NMERB RTW Application.</p> <p><u>NMPERA Retiree:</u></p> <p><input type="checkbox"/> I am retired from the New Mexico Public Employees Retirement Association. I will provide documentation of this to the employer. <i>(If you are retired from a PERA system from a state other than New Mexico, you are identified as an Active Member in the NMERB system)</i></p>
--	---

Name Change: Previous Name: _____

Last	First	Initial
------	-------	---------

*Upon receipt of your first paystub from your employer, verify that your SSN is correct on the paystub and that the NMERB contributions were deducted by your employer.


Employee Signature: _____ **Date:** _____

EMPLOYER CERTIFICATION

This is to certify that the above person is employed in the Position of: _____

Start Date: _____ District/University: _____

Revised 5/20 Authorized Signature: _____ Date: _____



PERSONAL INFORMATION

Name _____ Social Security Number _____

Mailing Address _____

Phone Number (____) _____ Birth Date _____

Marital Status _____ Spouse Name _____

Ethnicity: Non Minority (1) ___ Black (2) ___ Hispanic (3) ___ American Indian (4) ___ Asian (5) ___

Are you a Citizen? Yes ___ No ___ If No, Visa Type _____

Education	Date Completed	Major	School
High School Diploma Yes ___ No ___	_____	_____	_____
College 1 2 3 4 5 6	_____	_____	_____
Bachelor's Degree	_____	_____	_____
Master's Degree	_____	_____	_____
Doctorate Degree	_____	_____	_____
Vocational School	_____	_____	_____
State of Training School	_____	_____	_____

Are you currently a student? Yes ___ No ___ Name of School _____

How many hours are you enrolled for? _____

Will you be a student next semester? Yes ___ No ___ Name of School _____

Are you currently employed with another NM school system? Yes ___ No ___

Name of School _____

Emergency Notification

Name _____ Phone Number _____ Relationship _____

Are/or have you been a Vendor with NM Tech? Yes ___ No ___

If yes, provide Vendor Name _____

The Following Information Is Voluntary:

Are you a Veteran? Yes ___ No ___ If yes, give dates of services _____

Are you a Disabled Veteran? Yes ___ No ___ If yes, give details _____

Do you have a physical or mental impairment which substantially limits one or more major life activities or do you have a record of such impairment or are you regarded as having such impairment?

Yes ___ No ___ please give details _____

EMPLOYEE SIGNATURE _____ DATE _____



E-VERIFY PARTICIPATION BY NEW MEXICO TECH

Federal law requires all employers to verify the identity and employment eligibility of all persons, newly hired and presently employed under a Federal Contract and subcontract, using the E-Verify Internet Based System.

E-Verify is an Internet-based system operated by the Department of Homeland Security (DHS) in partnership with the Social Security Administration (SSA) that allows participating employers, of which New Mexico Institute of Mining and Technology has chosen to participate, to electronically verify the employment eligibility of their newly hired employees. U.S. Citizenship and Immigration Services (USCIS administers the program.

The program provides participating employers an automated Internet-based resource to verify the employment eligibility of newly hired employees. Participating employers run authorization checks on all newly hired employees, including U.S. citizens and non-U.S citizens, against SSA and DHS databases (about 449 million, and 60 million records respectively). Through this process, E-Verify assists employers in maintaining a legal workforce and protects jobs for authorized U.S. workers.

New Mexico Tech will provide the Social Security Administration (SSA) and the Department of Homeland Security (DHS), with information from each new employee's Form I-9 to confirm work authorization.


IMPORTANT: If the Government cannot confirm that you are authorized to work, this employer is required to provide you written instructions and an opportunity to contact SSA and/or DHS before taking adverse action against you, including terminating your employment.

Employers may not use E-Verify to pre-screen job applicants, and may not limit or influence the choice of documents presented for use on the Form I-9.

If you believe that your employer has violated its responsibilities under this program or has discriminated against you during the verification process based upon your national origin or citizenship status, please call the Office of Special Counsel for Immigration Related Unfair Employment Practices at 1-800-255-7688 (TDD: 1-800-237-2515).

I have read the above policy and have been given the opportunity to ask questions concerning this policy.

EMPLOYEE SIGNATURE _____ DATE _____



HARASSMENT

It is the policy of New Mexico Tech that all employees be able to enjoy a work environment that is free of discrimination and harassment. Harassment of any kind creates an intimidating, hostile and offensive work environment that destroys working relationships and productivity. Harassment refers to behavior that is personally offensive, impairs morale, or interferes with the ability of employees to perform well. Any harassment of an employee or employees by any other employee or employees cannot be tolerated. This policy refers to but is not limited to harassment due to age, race, color, national origin, ancestry, religion, sex, physical or mental disability, medical condition, or veteran status. Harassment includes unsolicited or pictures degrading either to gender or to racial, religious, or ethnic groups. Sexual Harassment includes sexual advances, request for sexual favors, and other conduct that is sexual and offensive. Employees who engage in any of these activities are subject to a disciplinary action that could result in the termination of employment.

Individuals who believe that they have been subjected to harassment should make it clear that such behavior is offensive to them and should not continue. If the offensive behavior does continue, it should be brought to the attention of the employee's supervisor, Director of Affirmative Action and Compliance, the Director of Human Resources or another appropriate manager. Any manager or supervisor made aware of such a harassment incident must promptly inform the Affirmative Action and Compliance Office and the Human Resources Office of such incidents. The Affirmative Action Office will investigate all harassment complaints.

Managers and supervisors are expected to halt any harassment of which they become aware by restating the policy and, when necessary, by more direct disciplinary action.

The above policy has been explained to me, and I have had the opportunity to ask questions about the policy.

EMPLOYEE SIGNATURE _____ DATE _____



Employment Eligibility Verification
Department of Homeland Security
 U.S. Citizenship and Immigration Services

USCIS
Form I-9
 OMB No. 1615-0047
 Expires 10/31/2022

▶ **START HERE: Read instructions carefully before completing this form. The instructions must be available, either in paper or electronically, during completion of this form. Employers are liable for errors in the completion of this form.**

ANTI-DISCRIMINATION NOTICE: It is illegal to discriminate against work-authorized individuals. Employers **CANNOT** specify which document(s) an employee may present to establish employment authorization and identity. The refusal to hire or continue to employ an individual because the documentation presented has a future expiration date may also constitute illegal discrimination.

Section 1. Employee Information and Attestation *(Employees must complete and sign Section 1 of Form I-9 no later than the first day of employment, but not before accepting a job offer.)*

Last Name <i>(Family Name)</i>		First Name <i>(Given Name)</i>		Middle Initial	Other Last Names Used <i>(if any)</i>	
Address <i>(Street Number and Name)</i>			Apt. Number	City or Town		State ZIP Code
Date of Birth <i>(mm/dd/yyyy)</i>	U.S. Social Security Number □□□□ - □□ - □□□□		Employee's E-mail Address		Employee's Telephone Number	

I am aware that federal law provides for imprisonment and/or fines for false statements or use of false documents in connection with the completion of this form.

I attest, under penalty of perjury, that I am (check one of the following boxes):

<input type="checkbox"/> 1. A citizen of the United States	
<input type="checkbox"/> 2. A noncitizen national of the United States <i>(See instructions)</i>	
<input type="checkbox"/> 3. A lawful permanent resident (Alien Registration Number/USCIS Number): _____	
<input type="checkbox"/> 4. An alien authorized to work until (expiration date, if applicable, mm/dd/yyyy): _____ Some aliens may write "N/A" in the expiration date field. <i>(See instructions)</i>	
<p><i>Aliens authorized to work must provide only one of the following document numbers to complete Form I-9: An Alien Registration Number/USCIS Number OR Form I-94 Admission Number OR Foreign Passport Number.</i></p> <p>1. Alien Registration Number/USCIS Number: _____ OR 2. Form I-94 Admission Number: _____ OR 3. Foreign Passport Number: _____ Country of Issuance: _____</p>	
QR Code - Section 1 Do Not Write In This Space	

Signature of Employee	Today's Date <i>(mm/dd/yyyy)</i>
-----------------------	----------------------------------

Preparer and/or Translator Certification (check one):
 I did not use a preparer or translator. A preparer(s) and/or translator(s) assisted the employee in completing Section 1.
(Fields below must be completed and signed when preparers and/or translators assist an employee in completing Section 1.)

I attest, under penalty of perjury, that I have assisted in the completion of Section 1 of this form and that to the best of my knowledge the information is true and correct.

Signature of Preparer or Translator		Today's Date <i>(mm/dd/yyyy)</i>	
Last Name <i>(Family Name)</i>		First Name <i>(Given Name)</i>	
Address <i>(Street Number and Name)</i>		City or Town	State ZIP Code

STOP *Employer Completes Next Page* **STOP**



Employment Eligibility Verification
Department of Homeland Security
 U.S. Citizenship and Immigration Services

USCIS
Form I-9
 OMB No. 1615-0047
 Expires 10/31/2022

Section 2. Employer or Authorized Representative Review and Verification

(Employers or their authorized representative must complete and sign Section 2 within 3 business days of the employee's first day of employment. You must physically examine one document from List A OR a combination of one document from List B and one document from List C as listed on the "Lists of Acceptable Documents.")

Employee Info from Section 1	Last Name (Family Name)	First Name (Given Name)	M.I.	Citizenship/Immigration Status
-------------------------------------	-------------------------	-------------------------	------	--------------------------------

List A Identity and Employment Authorization	OR	List B Identity	AND	List C Employment Authorization
Document Title		Document Title		Document Title
Issuing Authority		Issuing Authority		Issuing Authority
Document Number		Document Number		Document Number
Expiration Date (if any) (mm/dd/yyyy)		Expiration Date (if any) (mm/dd/yyyy)		Expiration Date (if any) (mm/dd/yyyy)
Document Title		Additional Information		QR Code - Sections 2 & 3 Do Not Write In This Space
Issuing Authority				
Document Number				
Expiration Date (if any) (mm/dd/yyyy)				
Document Title				
Issuing Authority				
Document Number				
Expiration Date (if any) (mm/dd/yyyy)				

Certification: I attest, under penalty of perjury, that (1) I have examined the document(s) presented by the above-named employee, (2) the above-listed document(s) appear to be genuine and to relate to the employee named, and (3) to the best of my knowledge the employee is authorized to work in the United States.

The employee's first day of employment (mm/dd/yyyy): _____ **(See instructions for exemptions)**

Signature of Employer or Authorized Representative		Today's Date (mm/dd/yyyy)	Title of Employer or Authorized Representative	
Last Name of Employer or Authorized Representative	First Name of Employer or Authorized Representative		Employer's Business or Organization Name	
Employer's Business or Organization Address (Street Number and Name)		City or Town	State	ZIP Code

Section 3. Reverification and Rehires *(To be completed and signed by employer or authorized representative.)*

A. New Name (if applicable)			B. Date of Rehire (if applicable)	
Last Name (Family Name)	First Name (Given Name)	Middle Initial	Date (mm/dd/yyyy)	

C. If the employee's previous grant of employment authorization has expired, provide the information for the document or receipt that establishes continuing employment authorization in the space provided below.

Document Title	Document Number	Expiration Date (if any) (mm/dd/yyyy)
----------------	-----------------	---------------------------------------

I attest, under penalty of perjury, that to the best of my knowledge, this employee is authorized to work in the United States, and if the employee presented document(s), the document(s) I have examined appear to be genuine and to relate to the individual.

Signature of Employer or Authorized Representative	Today's Date (mm/dd/yyyy)	Name of Employer or Authorized Representative
--	---------------------------	---

LISTS OF ACCEPTABLE DOCUMENTS


All documents must be UNEXPIRED

Employees may present one selection from List A
or a combination of one selection from List B and one selection from List C.

LIST A Documents that Establish Both Identity and Employment Authorization	OR	LIST B Documents that Establish Identity	AND	LIST C Documents that Establish Employment Authorization
<ol style="list-style-type: none"> 1. U.S. Passport or U.S. Passport Card 2. Permanent Resident Card or Alien Registration Receipt Card (Form I-551) 3. Foreign passport that contains a temporary I-551 stamp or temporary I-551 printed notation on a machine-readable immigrant visa 4. Employment Authorization Document that contains a photograph (Form I-766) 5. For a nonimmigrant alien authorized to work for a specific employer because of his or her status: <ol style="list-style-type: none"> a. Foreign passport; and b. Form I-94 or Form I-94A that has the following: <ol style="list-style-type: none"> (1) The same name as the passport; and (2) An endorsement of the alien's nonimmigrant status as long as that period of endorsement has not yet expired and the proposed employment is not in conflict with any restrictions or limitations identified on the form. 6. Passport from the Federated States of Micronesia (FSM) or the Republic of the Marshall Islands (RMI) with Form I-94 or Form I-94A indicating nonimmigrant admission under the Compact of Free Association Between the United States and the FSM or RMI 	OR	<ol style="list-style-type: none"> 1. Driver's license or ID card issued by a State or outlying possession of the United States provided it contains a photograph or information such as name, date of birth, gender, height, eye color, and address 2. ID card issued by federal, state or local government agencies or entities, provided it contains a photograph or information such as name, date of birth, gender, height, eye color, and address 3. School ID card with a photograph 4. Voter's registration card 5. U.S. Military card or draft record 6. Military dependent's ID card 7. U.S. Coast Guard Merchant Mariner Card 8. Native American tribal document 9. Driver's license issued by a Canadian government authority <li style="text-align: center;">For persons under age 18 who are unable to present a document listed above: 10. School record or report card 11. Clinic, doctor, or hospital record 12. Day-care or nursery school record 	AND	<ol style="list-style-type: none"> 1. A Social Security Account Number card, unless the card includes one of the following restrictions: <ol style="list-style-type: none"> (1) NOT VALID FOR EMPLOYMENT (2) VALID FOR WORK ONLY WITH INS AUTHORIZATION (3) VALID FOR WORK ONLY WITH DHS AUTHORIZATION 2. Certification of report of birth issued by the Department of State (Forms DS-1350, FS-545, FS-240) 3. Original or certified copy of birth certificate issued by a State, county, municipal authority, or territory of the United States bearing an official seal 4. Native American tribal document 5. U.S. Citizen ID Card (Form I-197) 6. Identification Card for Use of Resident Citizen in the United States (Form I-179) 7. Employment authorization document issued by the Department of Homeland Security

Examples of many of these documents appear in the Handbook for Employers (M-274).

Refer to the instructions for more information about acceptable receipts.



INTERNET, E-MAIL AND OTHER ON-LINE SERVICES

Electronic mail (e-mail) is an office communications tool for preparing, sending, and retrieving electronic messages on personal computers. On-line services such as the internet are communications tools for sending and retrieving information and messages on personal computers. These systems are provided for business purposes; use for personal purposes is a privilege and is permissible only within reasonable limits. Use of these systems for conducting a business, exchange of or viewing pornographic materials, or for activities contrary to law or New Mexico Tech policies is prohibited.

All e-mail and internet records are considered to be Institute records and should be transmitted only to individuals who have a business need to receive them. Additionally, as Institute records, e-mail and internet records are subject to disclosure to law enforcement or government officials or to other third parties through subpoena or other process. Employees should always ensure that Institute information contained in e-mail and internet messages by employees may not necessarily reflect the views of New Mexico Tech's officers or directors. Abuse of the e-mail or internet systems, through excessive personal use, or use in violation of Law or New Mexico Tech policies will result in disciplinary action and/or loss of access to New Mexico Tech's computer systems.

While New Mexico Tech does not intend to regularly review employees' e-mail and internet records, employees have no right or exception of privacy in e-mail or internet. New Mexico Tech owns the computer and software making up the e-mail and internet systems and permits employees to use them in the performance of their duties for the Institute. E-mail messages and internet records are to be treated like shared paper files, with the expectation that anything in them is available for review by authorized representatives of the Institute. Employee e-mail messages and internet records may be disclosed to law enforcement or government officials or to other third parties, without notification to or permission from the employee sending or receiving the messages and records.

Employees should also be aware that log-on and other passwords may not be shared with any third party, nor may they be shared with another employee, unless such password(s) is requested by an authorized officer of the Institute.

The Above policy has been explained to me and I have had the opportunity to ask questions about the policy.

EMPLOYEE SIGNATURE _____ DATE _____




ACKNOWLEDGEMENT

With my signature below, I acknowledge that I received a copy of the New Health Insurance Marketplace Coverage Options and your Health Coverage Options.

I understand it is my responsibility to read this information. If I do not understand this information, it is my responsibility to contact the Human Resources Office at 575-835-5206 to obtain assistance.

EMPLOYEE SIGNATURE _____ DATE _____



NEW MEXICO NEW HIRE REPORTING FORM
Federal Employer Identification Number: 85-6000411

EMPLOYEE INFORMATION

Name: _____

SSN: _____

Date of Birth _____

Address: _____

City/State/Zip Code _____

Date of Hire _____



New Health Insurance Marketplace Coverage Options and Your Health Coverage

Form Approved
OMB No. 1210-0149
(Expires 6-30-2023)

PART A: General Information

When key parts of the health care law take effect in 2014, there will be a new way to buy health insurance: the Health Insurance Marketplace. To assist you as you evaluate options for you and your family, this notice provides some basic information about the new Marketplace and employment-based health coverage offered by your employer.

What is the Health Insurance Marketplace?

The Marketplace is designed to help you find health insurance that meets your needs and fits your budget. The Marketplace offers "one-stop shopping" to find and compare private health insurance options. You may also be eligible for a new kind of tax credit that lowers your monthly premium right away. Open enrollment for health insurance coverage through the Marketplace begins in October 2013 for coverage starting as early as January 1, 2014.

Can I Save Money on my Health Insurance Premiums in the Marketplace?

You may qualify to save money and lower your monthly premium, but only if your employer does not offer coverage, or offers coverage that doesn't meet certain standards. The savings on your premium that you're eligible for depends on your household income.

Does Employer Health Coverage Affect Eligibility for Premium Savings through the Marketplace?

Yes. If you have an offer of health coverage from your employer that meets certain standards, you will not be eligible for a tax credit through the Marketplace and may wish to enroll in your employer's health plan. However, you may be eligible for a tax credit that lowers your monthly premium, or a reduction in certain cost-sharing if your employer does not offer coverage to you at all or does not offer coverage that meets certain standards. If the cost of a plan from your employer that would cover you (and not any other members of your family) is more than 9.5% of your household income for the year, or if the coverage your employer provides does not meet the "minimum value" standard set by the Affordable Care Act, you may be eligible for a tax credit.¹

Note: If you purchase a health plan through the Marketplace instead of accepting health coverage offered by your employer, then you may lose the employer contribution (if any) to the employer-offered coverage. Also, this employer contribution—as well as your employee contribution to employer-offered coverage—is often excluded from income for Federal and State income tax purposes. Your payments for coverage through the Marketplace are made on an after-tax basis.

How Can I Get More Information?

For more information about your coverage offered by your employer, please check your summary plan description or contact BlueCross Blue Shield: 1.888.966.7742, Cigna: 1.800.244.6224 or Presbyterian Health Plan: 1.888.275.7737.

The Marketplace can help you evaluate your coverage options, including your eligibility for coverage through the Marketplace and its cost. Please visit BeWellNM.com or HealthCare.gov for more information, including an online application for health insurance coverage and contact information for a Health Insurance Marketplace in your area.

¹ An employer-sponsored health plan meets the "minimum value standard" if the plan's share of the total allowed benefit costs covered by the plan is no less than 60 percent of such costs.

PART B: Information About Health Coverage Offered by Your Employer

This section contains information about any health coverage offered by your employer. If you decide to complete an application for coverage in the Marketplace, you will be asked to provide this information. This information is numbered to correspond to the Marketplace application.

3. Employer name New Mexico Institute of Mining & Technology		4. Employer Identification Number (EIN) 85-6000-411	
5. Employer address 801 Leroy Place(Brown Hall)		6. Employer phone number (575)835-5643	
7. City Socorro	8. State New Mexico	9. ZIP code 87801	
10. Who can we contact about employee health coverage at this job? Angie Gonzales			
11. Phone number (if different from above) <input type="checkbox"/>		12. Email address angie.gonzales@nmt.edu	

Here is some basic information about health coverage offered by this employer:

- As your employer, we offer a health plan to:

All employees. Eligible employees are:

- Some employees. Eligible employees are:

Full-Time Employees who regularly work 20 or more hours per week; or
Temporary Employees who regularly work 40 or more hours per week.

- With respect to dependents:

- We do offer coverage. Eligible dependents are:

Legally Married Spouse;
Natural Child, Step-Child, Legally Adopted Child (or a child placed with the Employee in anticipation of adoption), Foster Child, or a Child from whom the Employee is a Legal Guardian; up to the Age of 26.

- We do not offer coverage.

- If checked, this coverage meets the minimum value standard, and the cost of this coverage to you is intended to be affordable, based on employee wages.

** Even if your employer intends your coverage to be affordable, you may still be eligible for a premium discount through the Marketplace. The Marketplace will use your household income, along with other factors, to determine whether you may be eligible for a premium discount. If, for example, your wages vary from week to week (perhaps you are an hourly employee or you work on a commission basis), if you are newly employed mid-year, or if you have other income losses, you may still qualify for a premium discount.

If you decide to shop for coverage in the Marketplace, BeWellNM.com or HealthCare.gov will guide you through the process. Here's the employer information you'll enter when you visit BeWellNM.com or HealthCare.gov to find out if you can get a tax credit to lower your monthly premiums.

The information below corresponds to the Marketplace Employer Coverage Tool. Completing this section is optional for employees, but will help ensure employees understand their coverage choices.

13. Is the employee currently eligible for coverage offered by this employer, or will the employee be eligible in the next 3 months?

Yes (Continue)

13a. If the employee is not eligible today, including as a result of a waiting or probationary period, when is the employee eligible for coverage? _____ (mm/dd/yyyy) (Continue)

No (STOP and return this form to employee)

14. Does the employer offer a health plan that meets the minimum value standard*?

Yes (Go to question 15) No (STOP and return form to employee)

15. For the lowest-cost plan that meets the minimum value standard* offered only to the employee (don't include family plans): If the employer has wellness programs, provide the premium that the employee would pay if he/ she received the maximum discount for any tobacco cessation programs, and didn't receive any other discounts based on wellness programs.

a. How much would the employee have to pay in premiums for this plan? \$ _____

b. How often? Weekly Every 2 weeks Twice a month Monthly Quarterly Yearly

If the plan year will end soon and you know that the health plans offered will change, go to question 16. If you don't know, STOP and return form to employee.

16. What change will the employer make for the new plan year?_____


Employer won't offer health coverage

Employer will start offering health coverage to employees or change the premium for the lowest-cost plan available only to the employee that meets the minimum value standard.* (Premium should reflect the discount for wellness programs. See question 15.)

a. How much would the employee have to pay in premiums for this plan? \$ _____

b. How often? Weekly Every 2 weeks Twice a month Monthly Quarterly Yearly

* An employer-sponsored health plan meets the "minimum value standard" if the plan's share of the total allowed benefit costs covered by the plan is no less than 60 percent of such costs (Section 36B(c)(2)(C)(ii) of the Internal Revenue Code of 1986)



IMPORTANT HEALTH, DENTAL AND VISION INSURANCE INFORMATION

Regular, regular limited term, and full time temporary employees are eligible to participate in the New Mexico Tech health, dental, and vision plans. New Mexico Tech pays the larger portion of the premiums and the employee pays a portion – those amounts are explained in the NMPSIA information packet. In order to obtain coverage, the employee must select the plan(s) most beneficial for him/her and must complete the enrollment form in the packet as soon as possible but not later than 31 days after starting work.

Deductions for premiums will be made as soon after the employee enrolls as possible. NMPSIA health insurance requires that premiums be paid in advance of the start of coverage. In some cases, depending on the employee start date, double deductions must be made for one pay period in order to have health coverage at the start of the following month.

Example #1: A new employee begins working on March 15th and completes the NMPSIA enrollment that week. A double deduction will be made for health insurance at the next pay period in order to begin coverage on April 1st.

Example #2: A new employee begins working on March 15th and completes the NMPSIA enrollment towards the end of the month. Deductions for health insurance will be made in April at both pay periods but coverage will not begin until May 1st.

Please keep these examples in mind when deciding when to enroll in the health, dental and vision plans. Likewise, if you terminate employment at New Mexico Tech, your health, dental, and vision insurance will terminate at the end of the month in which you terminate regardless of the effective date.

EMPLOYEE SIGNATURE _____ DATE _____

For Employer Use: PAYROLL DEDUCTIONS \$ MEDICAL \$ DENTAL \$ VISION \$ DISABILITY \$ ADDITIONAL LIFE \$ Former Employer (if covered under NMPSIA) Basic Life Eff. Date (mm/dd/yyyy) Other Cvrge Eff. Date (mm/dd/yyyy)



New Mexico Public Schools Insurance Authority
EMPLOYEE ENROLLMENT APPLICATION

District/Entity Name **New Mexico Tech** District/Entity # **108**

Eligibility Administrative Office (505) 988-4974 (800) 233-3164 FAX (505) 988-8943

1 Social Security Number _____ Name (Last, First, Middle) _____ Date of Birth (mm/dd/yyyy) _____

Mailing Address _____ City _____ State _____ Zip Code _____ Home Phone Number _____

Marital Status S M Gender F M Preferred E-Mail Address _____ By furnishing my e-mail address on this form, I am consenting to receive communications related to my participation in NMPSIA's benefit program by e-mail. Check this box if you do not wish to receive plan communications by e-mail. Work Phone Number _____ Cell Phone Number _____

2 ENROLLMENT STATUS Employee Only 2-Party (Employee + Spouse or Child) Family (Employee + 2 or more)

3 ENROLLMENT Elect your coverage offered by your employer

BASIC LIFE \$50,000: The Standard (Paid in full by employer. Complete Schedule A Beneficiary Form) Decline Basic Life

MEDICAL: Blue Cross Blue Shield of NM Cigna Presbyterian Decline Medical. Reason for declining coverage: _____
 High Option Plan (Default) High Option Plan (Default) High Option Plan (Default) _____
 Low Option Plan Low Option Plan Low Option Plan
 EPO Option Plan Are you eligible for Medicaid? Yes No

DENTAL: Delta Dental United Concordia Decline Dental
 High Option Plan (Default) Low Option Plan High Option Plan (Default) Low Option Plan

VISION: Davis Vision (2 year enrollment required) Decline Vision

LONG TERM DISABILITY: The Standard 90 Day BWP Decline Long Term Disability

ADDITIONAL LIFE: The Standard (Complete Schedule A Beneficiary Form) Select: 1X Base Annual Salary Spouse Life Child Life Employee must enroll in Additional Life to add Spouse and/or Child Life Decline Employee Additional Life Decline Dependent Life

4 DEPENDENT INFORMATION List all dependents you wish to enroll. Indicate an A (add) or N/A (not applicable) for all names listed below. Please provide requested information for additional dependents on separate sheet if necessary.

Med	Dntl	Visn	Add'l Life	Dependent's Name (Last, First, Middle)	Social Security Number (REQUIRED)	Date of Birth (mm/dd/yyyy)	Gender	Dependent's Relationship to You	Proof of Marriage, Birth, or Court Order Attached
							<input type="checkbox"/> F <input type="checkbox"/> M		<input type="checkbox"/> Yes <input type="checkbox"/> No
							<input type="checkbox"/> F <input type="checkbox"/> M		<input type="checkbox"/> Yes <input type="checkbox"/> No
							<input type="checkbox"/> F <input type="checkbox"/> M		<input type="checkbox"/> Yes <input type="checkbox"/> No
							<input type="checkbox"/> F <input type="checkbox"/> M		<input type="checkbox"/> Yes <input type="checkbox"/> No

5 EMPLOYEE AUTHORIZATION STATEMENT

I hereby authorize my school district/employer to deduct from my earnings until further written notice, amounts equal to the contribution required of me toward the plan(s) herein enrolled. I hereby apply to the Authority for the coverage offered to myself and dependents shown above. I understand that services will be available subject to the exclusions, limitations and the conditions described in the Master Group Insurance Policies. I authorize any hospital, physician, or other health care provider to furnish (when applicable) to the Insurance Carrier such medical information as it may require for myself and my dependents. I authorize the Insurance Carrier to coordinate benefits and/or reimbursements with other health plans or insurance companies. Under penalties of perjury and insurance fraud, I declare that I have examined this application and supporting documentation, and to the best of my knowledge and belief, they are true, correct, and complete. **Read reverse side before signing.**

EMPLOYEE SIGNATURE _____ DATE _____

RETURN THIS FORM TO YOUR EMPLOYEE BENEFITS OFFICE NO LATER THAN 31 DAYS FROM YOUR DATE OF HIRE

6 EMPLOYER CERTIFICATION **ALL INFORMATION IN THIS SECTION IS REQUIRED TO DETERMINE ELIGIBILITY. PLEASE COMPLETE THIS SECTION THOROUGHLY. FORM MUST BE SIGNED BY EMPLOYER.**

I attest that to the best of my knowledge that this applicant is an employee of my district/entity (or meets the one-bus owner definition) and works the minimum number of hours per week required for NMPSIA benefits.

Date of Hire	Base Annual Salary \$	# of hours worked weekly	Job Title	<input type="checkbox"/> Check only if Variable Hour Employee	List date Variable Hour Employee became eligible for medical only coverage	Date Received in Your Office
--------------	-----------------------	--------------------------	-----------	--	---	------------------------------

BENEFITS SPECIALIST SIGNATURE _____ DATE _____



New Mexico Public Schools Insurance Authority

Eligibility Administrative Office: Erisa Administrative Services, Inc. • Phone: (800) 233-3164 or (505) 988-4974 • Fax: (505) 988-8943

SCHEDULE A – BENEFICIARY ASSIGNMENT NM TECH

Employee Social Security Number	Employee Name	School District/Employer
Mailing Address:		Date of Birth (in mm/dd/yyyy format)

Primary Beneficiary:

(For multiple beneficiaries, distribution must equal 100% for each life benefit)

Beneficiary Name	Date of Birth (in mm/dd/yyyy format)	Relationship to the Employee	Address	Basic Life Percent	Additional Life Percent

(For multiple beneficiaries, distribution must equal 100% for each life benefit)

Secondary Beneficiary (in the event the primary beneficiary is not living at the time of the insured's death):

Beneficiary Name	Date of Birth (in mm/dd/yyyy format)	Relationship to the Employee	Address	Basic Life Percent	Additional Life Percent

STATEMENT OF MARITAL STATUS (check one)

- I AM NOT MARRIED. I understand that if I marry, it will affect my right to dispose of community property, and that I should then review my beneficiary designation.
- I AM MARRIED. My spouse is the Primary Beneficiary and/or is designated to receive 50% or more of my benefit.
- I AM MARRIED. My spouse is not the Primary Beneficiary and/or is designated to receive less than 50% of my benefit.

EMPLOYEE SIGNATURE _____


DATE: _____

Witnessed by Employer: _____

DATE: _____

IMPORTANT NOTE: Community Property Laws are applicable to employees living in New Mexico, Arizona, Texas, California, Idaho, Nevada, Washington, or Wisconsin; therefore, a spouse has property interest in insurance provided to the employee through his/her employment.

RETURN TO YOUR EMPLOYER'S BENEFIT OFFICE



OFFICIAL TRANSCRIPTS

Faculty and professional staff are required to request official transcripts to be sent to the Human Resources Department for the employee's personnel file. Transcripts of all post secondary, graduate and post graduate coursework may be requested for the file. Highest degree earned transcripts are mandatory as well as transcripts used to qualify for employment positions, if different than highest degree earned transcripts. Transcripts should be requested by the employee during the first month of employment and should be sent directly to the Human Resources Department. If the official transcripts were sent to the Human Resources Department as part of the application process, these will suffice. Signature below acknowledges compliance with this policy

EMPLOYEE SIGNATURE _____ DATE _____



Pre-Retirement Beneficiary Designation Form

Member to mail completed form to address below

MEMBER INFORMATION

New designation Change designation

Name (First, Middle, Last)		Last 4 digits of SSN XXX-XX-	Gender <input type="checkbox"/> M <input type="checkbox"/> F
Mailing address			
City	State	Zip	
Date of birth (mm/dd/yyyy)	Phone	Employer	

I hereby authorize NMERB to change my address as indicated above. No Yes

Marital status (Required – check one)

Never married Married _____ (mm/dd/yyyy) Married, previously divorced Divorced Widowed

I am approved for NMERB disability retirement: No Yes

BENEFICIARY DESIGNATION

1. I am married and designating someone other than my spouse as a Beneficiary No Yes, see **Spousal Consent**

2. I elect to provide my designated beneficiary(ies) listed below (check only one coverage option):

Option B Coverage: My beneficiary will have the option to select a lifetime benefit or a one-time lump sum payment upon my death. *You can only name one beneficiary and they must be a living person, not be a trust or organization.*

Name (First, Middle, Last)		SSN	Gender <input type="checkbox"/> M <input type="checkbox"/> F
Mailing address	City	State	Zip
Date of birth (mm/dd/yyyy)	Phone	Relationship to you	


No Option B Coverage: My beneficiary(ies) will receive a one-time lump sum payment upon my death. I reject Option B coverage, as described in 22-11-29(F).

Name (First, Middle, Last)		SSN	Gender <input type="checkbox"/> M <input type="checkbox"/> F
Mailing address	City	State	Zip
Date of birth (mm/dd/yyyy)	Phone	Relationship to you	% allocation

List additional beneficiaries on page 2.

MEMBER AUTHORIZATION

I hereby declare that all of the information provided on this page is true and complete to the best of my knowledge.

 **X** _____
Member's signature

_____ Date (mm/dd/yyyy)



Pre-Retirement Beneficiary Designation Form

Member to mail completed form to address below

No Option B Coverage (continued from page 1)


Name (First, Middle, Last)		SSN	Gender <input type="checkbox"/> M <input type="checkbox"/> F	
Mailing address	City	State	Zip	
Date of birth (mm/dd/yyyy)	Phone	Relationship to you	% allocation	

Name (First, Middle, Last)		SSN	Gender <input type="checkbox"/> M <input type="checkbox"/> F	
Mailing address	City	State	Zip	
Date of birth (mm/dd/yyyy)	Phone	Relationship to you	% allocation	

Name (First, Middle, Last)		SSN	Gender <input type="checkbox"/> M <input type="checkbox"/> F	
Mailing address	City	State	Zip	
Date of birth (mm/dd/yyyy)	Phone	Relationship to you	% allocation	

SPOUSAL CONSENT TO WAIVE ENTITLEMENT

I hereby certify that I am the spouse of the above-named Member and have read this Beneficiary Designation form as completed and signed by my spouse. I hereby freely consent to the beneficiary designation made herein. I understand beneficiary payment, if any, will be made to such beneficiary or beneficiaries named on this form.

 **X** _____
 Spouse's signature Date (mm/dd/yyyy)

Witnessed in the presence of a Notary Public


State of _____ County of _____

Subscribed and sworn to before me by _____ on the ___ day of _____, 20__.


X _____
 Notary public signature My commission expires (mm/dd/yyyy)

MEMBER AUTHORIZATION

I hereby declare that all of the information provided on this page is true and complete to the best of my knowledge.

 **X** _____
 Member's signature Date (mm/dd/yyyy)

Notary Stamp



PROPERTY CLEARANCE AGREEMENT

I, _____, understand and agree that in the event I resign my position, or my employment at New Mexico Tech is terminated, that my final pay check will be released to me only upon completion of the property clearance form.

EMPLOYEE SIGNATURE _____ DATE _____

New Employee Required Sexual Misconduct & Title IX Awareness Training

New Tech Employee,

Federal law requires all new employees working at institutions of higher education to receive Title IX awareness training, as well as information about resources and individuals' rights. Training also covers how to report violations of New Mexico Tech's Sexual Misconduct Policy, Title IX offenses (sexual harassment, sexual assault, relationship violence and stalking) or other gender-based discrimination. New employees should receive this training within the first 30 days of their hire date.


Please work with your supervisor to find a convenient time for you to attend a training session or complete the online training module option. If after 30-days you have not completed this required training your name will be forwarded to your supervisor. The names of employees who have not received their training after 60-days will have their names forwarded to their supervisors and then to their unit Vice Presidents if not completed in 90-days.

On the last Wednesday of each month Tech's Title IX office conducts on-site, face to face awareness training. These training sessions are usually held in the Brown Hall 210 Conference Rm. from 2:00-3:15 p.m. Please send an email to titleixcoordinator@nmt.edu or call Peter Phaiyah (575-835-5953 or x-5953), Tech's Title IX Coordinator if you plan to attend the next training session. This RSVP email or call helps us to plan or find a different room if needed.

If you are unable to attend the next face-to-face trainings, you will be required to complete this required training through our online module. If you take the online training option you will be required to complete the video and quiz. There is no quiz component with the on-site training.

The link and information on the online new employee training can be found below:

Type <https://www.brainshark.com/trainedsolutions/NMTEmployee> into a Web browser or use this QR code to the right:



- We recommend completing this online training on a school computer or personal computer with a **strong internet connection**. We do not recommend viewing the training on a mobile device or using a cellular data plan to view the training. Because the video and audio are quite large, a strong internet connection is crucial to viewing and hearing the entire training.
- To view the training, please ensure that your browser has the **latest Flash enabled**, the pop-up blocker is turned off, and that cookies are enabled.
- In order to receive your certificate of completion, please be aware that there **are audio and video requirements in addition to the final quiz**. To check your progress, you can view the Completion Indicator at the top of your training view page. The red dot will turn green when all completion criteria are satisfied. There may, in some cases, be a delay between completing the quiz and a notification of completion. **You must review at least 80% of the video and receive a 70% or greater on the quiz to successfully complete the training.** You can go back into the video and retake the quiz as often as needed so you can meet the training requirements. Please contact the Office of Disability Services if you need any accommodations.
- A completion certificate will be sent to your inbox **but be aware it may be caught in Spam**.

Tech's Title IX Office will receive reports each week on online module activity and completion. Records will be maintained in the Title IX office. Please email or call my office if you have any difficulties or questions:

All of these instructions and other resources are also contained within the module for our employees' convenience.

It's on all of us to prevent and resolve these prohibited behaviors and eliminate any hostile environments!

Thank you,